



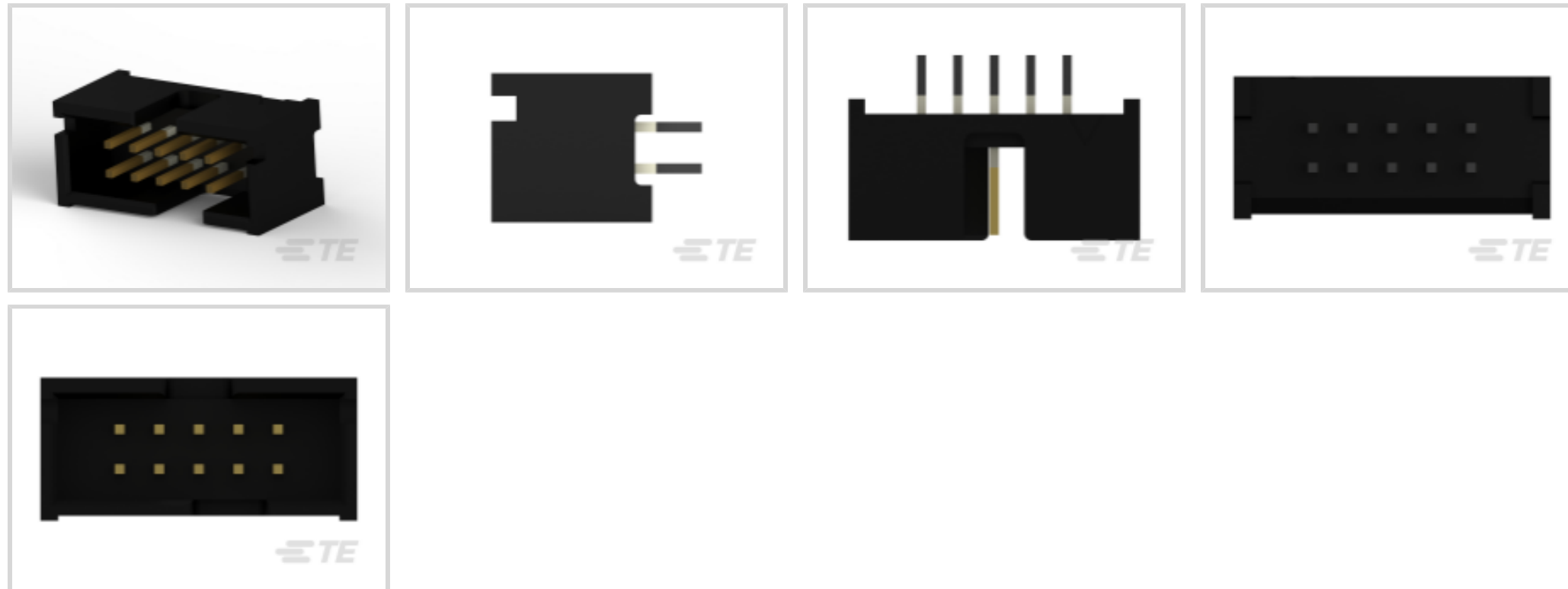
AMP-LATCH

TE Internal #: 103308-1

Ribbon Cable Connectors, Board-to-Board, 10 Position, .1 in [2.54 mm] Centerline, Vertical, Through Hole - Solder, 2 Row, Receptacle, Low Profile

[View on TE.com >](#)

Connectors > PCB Connectors > Wire-to-Board Connectors > FFC, FPC & Ribbon Connectors > Ribbon Cable Connectors



Connector System: **Board-to-Board**

Number of Positions: **10**

Centerline (Pitch): **2.54 mm [ .1 in ]**

PCB Mount Retention: **Without**

PCB Mount Orientation: **Vertical**

**Features**

**Product Type Features**

Connector Type	Header
Ribbon Cable Connector Header Type	Pin Header
Connector Product Type	Connector Assembly
Connector System	Board-to-Board
Connector & Housing Type	Receptacle
Connector & Contact Terminates To	Printed Circuit Board

**Configuration Features**

Number of Positions	10
PCB Mount Orientation	Vertical
Number of Rows	2

**Electrical Characteristics**

Insulation Resistance	5000 MΩ
-----------------------	---------

**Body Features**

Daisy Chain	With
-------------	------



Connector Profile	Low
-------------------	-----

### Contact Features

Mating Square Post Dimension	.64 mm[.025 in]
------------------------------	-----------------

PCB Contact Termination Area Plating Material Thickness	2.54 $\mu$ m[100 $\mu$ in]
---	----------------------------

Contact Type	Pin
--------------	-----

	15 $\mu$ in
--	-------------

Contact Mating Area Plating Material	Gold, Gold Flash
--------------------------------------	------------------

Contact Shape & Form	Dual Beam
----------------------	-----------

Contact Underplating Material	Nickel
-------------------------------	--------

PCB Contact Termination Area Plating Material	Tin-Lead
---	----------

Contact Base Material	Copper Alloy
-----------------------	--------------

Contact Current Rating (Max)	1 A
------------------------------	-----

### Termination Features

Square Termination Post & Tail Dimension	.64 mm[.025 in]
--	-----------------

Termination Post & Tail Length	3.05 mm[.12 in]
--------------------------------	-----------------

Termination Method to Printed Circuit Board	Through Hole - Solder
---	-----------------------

### Mechanical Attachment

Mating Alignment	With
------------------	------

PCB Mount Alignment	With
---------------------	------

Panel Mount Feature	Without
---------------------	---------

PCB Mount Retention	Without
---------------------	---------

Mating Alignment Type	Center, Dual Polarizing Bar
-----------------------	-----------------------------

Mating Retention	Without
------------------	---------

Connector Mounting Type	Board Mount
-------------------------	-------------

### Housing Features

Housing Material	Thermoplastic
------------------	---------------

Housing Color	Black
---------------	-------

Centerline (Pitch)	2.54 mm[.1 in]
--------------------	----------------

### Dimensions

Connector Length	.8 mm, 20.32 mm
------------------	-----------------

Shrouded End Dimension	3.81 mm[.15 in]
------------------------	-----------------

Connector Height	9.77 mm[.38 in]
------------------	-----------------



Row-to-Row Spacing	2.54 mm[.1 in]
--------------------	----------------

### Usage Conditions

Housing Temperature Rating	Standard
Operating Temperature Range	-65 – 105 °C[-85 – 221 °F]

### Operation/Application

Circuit Application	Signal
---------------------	--------

### Industry Standards

UL Flammability Rating	UL 94V-0
------------------------	----------

### Packaging Features

Packaging Quantity	125
Packaging Method	Tube

### Product Compliance

[For compliance documentation, visit the product page on TE.com>](#)

EU RoHS Directive 2011/65/EU	Not Compliant
EU ELV Directive 2000/53/EC	Not Compliant
China RoHS 2 Directive MIIT Order No 32, 2016	Restricted Materials Above Threshold
EU REACH Regulation (EC) No. 1907/2006	Current ECHA Candidate List: JAN 2022 (223) Candidate List Declared Against: JAN 2022 (223) SVHC > Threshold: Pb (13% in Component Part) <b>Article Safe Usage Statements:</b> Do not eat, drink or smoke when using this product. Wash thoroughly after handling. Recycle if possible and dispose of the article by following all applicable governmental regulations relevant to your geographic location.
Halogen Content	Low Halogen - Br, Cl, F, I < 900 ppm per homogenous material. Also BFR/CFR/PVC Free
Solder Process Capability	Not lead free process capable

#### Product Compliance Disclaimer

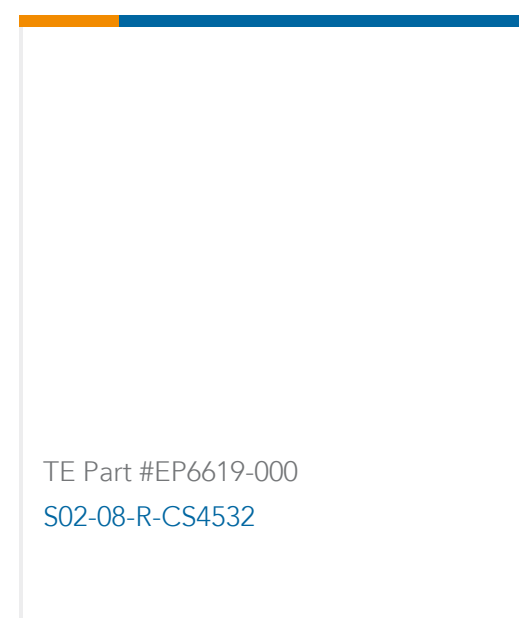
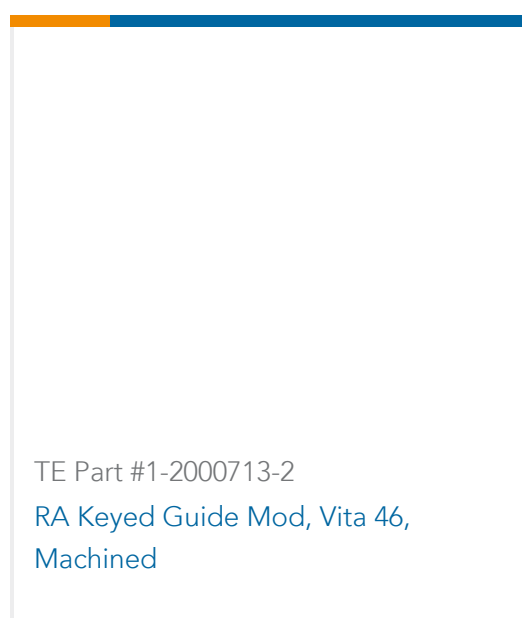
This information is provided based on reasonable inquiry of our suppliers and represents our current actual knowledge based on the information they provided. This information is subject to change. The part numbers that TE has identified as EU RoHS compliant have a maximum concentration of 0.1% by weight in homogenous materials for lead, hexavalent chromium, mercury, PBB, PBDE, DBP, BBP, DEHP, DIBP, and 0.01% for cadmium, or qualify for an exemption to these limits as defined in the Annexes of Directive 2011/65/EU (RoHS2). Finished electrical and electronic equipment products will be CE marked as required by Directive 2011/65/EU. Components may not be CE marked. Additionally, the part numbers that TE has identified as EU ELV compliant have a maximum concentration of 0.1% by weight in homogenous materials for lead, hexavalent chromium, and mercury, and 0.01% for cadmium, or qualify for an exemption to these limits as defined in the Annexes of Directive 2000/53/EC (ELV). Regarding the REACH Regulation, the information TE provides on SVHC in articles for this part number is based on the latest European Chemicals Agency (ECHA) 'Guidance on

requirements for substances in articles' posted at this URL: <https://echa.europa.eu/guidance-documents/guidance-on-reach>

## Compatible Parts



## Customers Also Bought



## Documents

### Product Drawings

010 LOPRO HDR SP 15DP

English

### CAD Files

3D PDF

3D

Customer View Model

[ENG\\_CVM\\_CVM\\_103308-1\\_L.2d\\_dxf.zip](#)

English

Customer View Model

[ENG\\_CVM\\_CVM\\_103308-1\\_L.3d\\_igs.zip](#)



English

### Customer View Model

[ENG\\_CVM\\_CVM\\_103308-1\\_L.3d\\_stp.zip](#)

English

By downloading the CAD file I accept and agree to the [Terms and Conditions](#) of use.

---

### Product Specifications

[Product Specification](#)

English

---

### Product Environmental Compliance

[MD\\_103308-1\\_06162014959\\_dmtec](#)

English

[MD\\_103308-1\\_06162014959\\_dmtec](#)

English

---

### Agency Approvals

[Agency Approval Document](#)

English