

PCB terminal block - TDPT 16/ 4-SP-10,16-ZB - 1017533

Please be informed that the data shown in this PDF Document is generated from our Online Catalog. Please find the complete data in the user's documentation. Our General Terms of Use for Downloads are valid (<http://phoenixcontact.com/download>)

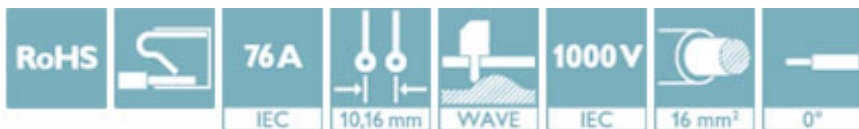


PCB terminal block, nominal current: 76 A, nom. voltage: 1000 V, pitch: 10.16 mm, number of positions: 4, connection method: Push-in spring connection, mounting: Wave soldering, conductor/PCB connection direction: 0 °, color: green

The figure shows a 5-pos. version of the product

Your advantages

- ✓ Easy to adapt, thanks to their identical size and the same pinning for Push-in spring connections as for screw connections
- ✓ Time saving push-in connection, tools not required
- ✓ Defined contact force ensures that contact remains stable over the long term
- ✓ Intuitive use through colour coded actuation lever



Key Commercial Data

Packing unit	50 pc
Minimum order quantity	50 pc
GTIN	
GTIN	4055626501659
Weight per Piece (excluding packing)	42.340 g
Custom tariff number	85369010
Country of origin	China

Technical data

Item properties

Brief article description	PCB terminal block
Range of articles	TDPT 16/...-SP
Pitch	10.16 mm
Number of positions	4
Connection method	Push-in spring connection
Mounting type	Wave soldering
Pin layout	Zigzag pinning W

PCB terminal block - TDPT 16/ 4-SP-10,16-ZB - 1017533

Technical data

Item properties

Number of levels	1
------------------	---

Electrical parameters

Rated current	76 A
Rated insulation voltage (III/2)	1000 V
Rated surge voltage (III/2)	8 kV

Connection capacity

Conductor cross section solid	0.75 mm ² ... 16 mm ² (Conductor connection with open terminal point)
	1.5 mm ² ... 16 mm ² (Push-in connection)
Single-wire/terminal point, stranded GRP	0.75 mm ² ... 16 mm ²
Conductor cross section flexible	0.75 mm ² ... 16 mm ²
Conductor cross section AWG / kcmil	20 ... 6
Conductor cross section flexible, with ferrule without plastic sleeve	0.75 mm ² ... 16 mm ²
Conductor cross section, flexible, with ferrule, with plastic sleeve	0.75 mm ² ... 16 mm ²
2 conductors with same cross section, stranded, with TWIN ferrules with plastic sleeve	0.75 mm ² ... 6 mm ²
Stripping length	18 mm

Material data - contact

Note	WEEE/RoHS-compliant, free of whiskers according to IEC 60068-2-82/ JEDEC JESD 201
Contact material	Cu alloy
Surface characteristics	Tin-plated
Metal surface terminal point (top layer)	Tin (10 - 16 µm Sn)
Metal surface soldering area (top layer)	Tin (10 - 16 µm Sn)

Material data - housing

Insulating material	PA
Insulating material group	I
CTI according to IEC 60112	600
Flammability rating according to UL 94	V0
Glow wire flammability index GWFI according to EN 60695-2-12	850
Glow wire ignition temperature GWIT according to EN 60695-2-13	775
Temperature for the ball pressure test according to EN 60695-10-2	125 °C

Dimensions for the product

Length [l]	31.9 mm
Width [w]	38.06 mm
Height [h]	34.7 mm
Pitch	10.16 mm
Height (without solder pin)	31.2 mm
Solder pin [P]	3.5 mm
Pin dimensions	1.2 x 1 mm

PCB terminal block - TDPT 16/ 4-SP-10,16-ZB - 1017533

Technical data

Dimensions for the product

Dimension a	30.48 mm
-------------	----------

Dimensions for PCB design

Hole diameter	2 mm
---------------	------

Packaging information

Type of packaging	packed in cardboard
Pieces per package	50
Denomination packing units	Pcs.

Processing notes

Process	Wave soldering
Specification	Following IEC 61760-1:2006-04
	Following IEC 60068-2-54:2006-04

Ambient conditions

Ambient temperature (storage/transport)	-40 °C ... 70 °C
Ambient temperature (assembly)	-5 °C ... 105 °C
Ambient temperature (operation)	-40 °C

Termination and connection method

Test for conductor damage and slackening	IEC 60999-1:1999-11
	Test passed

Pull-out test

Pull-out test	IEC 60999-1:1999-11
	Test passed
Conductor cross section / conductor type / tensile force	0.75 mm ² / solid / > 30 N
	0.75 mm ² / flexible / > 30 N
	16 mm ² / solid / > 100 N
	16 mm ² / flexible / > 100 N

Mechanical tests according to standard

Test specification	IEC 60947-7-4
--------------------	---------------

Electrical tests

Rated current	76 A
Rated insulation voltage (III/2)	1000 V
Rated surge voltage (III/2)	8 kV

Air clearances and creepage distances

Insulating material group	I
Comparative tracking index (IEC 60112:2003-01)	CTI 600
Voltage	800 V
Rated insulation voltage (III/3)	800 V
Rated insulation voltage (III/2)	1000 V

PCB terminal block - TDPT 16/ 4-SP-10,16-ZB - 1017533

Technical data

Air clearances and creepage distances

Rated insulation voltage (II/2)	1000 V
Rated surge voltage (III/3)	8 kV
Rated surge voltage (III/2)	8 kV
Rated surge voltage (II/2)	6 kV
Minimum clearance - inhomogeneous field (III/3)	8 mm
Minimum clearance - inhomogeneous field (III/2)	8 mm
Minimum clearance - inhomogeneous field (II/2)	5.5 mm
Minimum creepage distance value (III/3)	10 mm
Minimum creepage distance value (III/2)	8 mm
Minimum creepage distance value (II/2)	5.5 mm

Current carrying capacity / derating curves

Specification	IEC 60947-7-4
---------------	---------------

Standards and Regulations

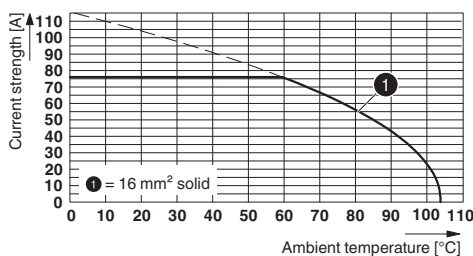
Connection in acc. with standard	EN-VDE
Flammability rating according to UL 94	V0

Environmental Product Compliance

China RoHS	Environmentally friendly use period: unlimited = EFUP-e
	No hazardous substances above threshold values

Drawings

Diagram



Type: TDPT 16/...-SP-10,16-ZB

Classifications

eCl@ss

eCl@ss 5.1	27261100
eCl@ss 6.0	27261100
eCl@ss 7.0	27440401
eCl@ss 8.0	27440401
eCl@ss 9.0	27440401

PCB terminal block - TDPT 16/ 4-SP-10,16-ZB - 1017533

Classifications

ETIM

ETIM 5.0	EC002643
ETIM 6.0	EC002643

Approvals


Approvals

Approvals

cULus Recognized

Ex Approvals

Approval details

cULus Recognized  http://database.ul.com/cgi-bin/XYV/template/LISEXT/1FRAME/index.htm E60425-20180122			
	D	B	C
Nominal voltage UN	300 V	600 V	600 V
Nominal current IN	10 A	58 A	58 A
mm ² /AWG/kcmil	20-6	20-6	20-6

Accessories

Accessories

Screwdriver tools

Screwdriver - SZS 1,2X8,0 VDE - 1205082



Screwdriver, slot-headed, VDE insulated, size: 1.2 x 8.0 x 175 mm, 2-component grip, with non-slip grip