



TE Internal #: 1-86561-0  
 FFC Contacts, Cable-to-Cable, 2.54 mm [.1 in] Centerline, Discrete  
 Wire, Pin, Tin, Loose Piece, Insulation Displacement (IDC), 26 – 22  
 AWG Wire Size

[View on TE.com >](#)

Connectors > PCB Connectors > Wire-to-Board Connectors > FFC, FPC & Ribbon Connectors > FFC Contacts >

2.54mm FFC Connectors Pin Contacts



Connector System: **Cable-to-Cable**  
 Centerline (Pitch): **2.54 mm [.1 in]**  
 Compatible With Wire & Cable Type: **Discrete Wire**  
 Contact Type: **Pin**  
 Contact Mating Area Plating Material: **Tin**

[All 2.54mm FFC Connectors Pin Contacts \(34\)](#)

## Features

### Product Type Features

Connector System	Cable-to-Cable
Sealable	No
Connector & Contact Terminates To	Wire & Cable

### Configuration Features

Compatible With Wire & Cable Type	Discrete Wire
-----------------------------------	---------------

### Contact Features

	100 $\mu$ m
PCB Contact Termination Area Plating Material	Tin
Contact Base Material	Phosphor Bronze
Contact Type	Pin
Contact Mating Area Plating Material	Tin
Contact Current Rating (Max)	2 A



### Termination Features

Termination Method to Wire & Cable	Insulation Displacement (IDC)
------------------------------------	-------------------------------

### Mechanical Attachment

Connector Mounting Type	Cable Mount (Free-Hanging)
-------------------------	----------------------------

### Housing Features

Centerline (Pitch)	2.54 mm [.1 in]
--------------------	-----------------

### Dimensions

Accepts Conductor Width	1.27 mm, 2.33 mm
Wire Size	.12 – .4 mm <sup>2</sup>
Accepts Wire Insulation Diameter Range	1.02 – 1.42 mm [.04 – .056 in]

### Usage Conditions

Operating Temperature Range	-65 – 105 °C [-85 – 221 °F]
-----------------------------	-----------------------------

### Operation/Application

Circuit Application	Signal
---------------------	--------

### Packaging Features

Packaging Method	Loose Piece
------------------	-------------

### Other

Comment	Use Extraction Tool No. 91092-1 for end locking slot and Extraction Tool No. 91093-1 for side locking lance slot.
---------	---

### Product Compliance

[For compliance documentation, visit the product page on TE.com>](#)

EU RoHS Directive 2011/65/EU	Compliant
EU ELV Directive 2000/53/EC	Compliant
China RoHS 2 Directive MIIT Order No 32, 2016	No Restricted Materials Above Threshold
EU REACH Regulation (EC) No. 1907/2006	Current ECHA Candidate List: JAN 2022 (223) Candidate List Declared Against: JAN 2022 (223) Does not contain REACH SVHC
Halogen Content	Low Halogen - Br, Cl, F, I < 900 ppm per homogenous material. Also BFR/CFR/PVC Free
Solder Process Capability	Reflow solder capable to 260°C

Product Compliance Disclaimer

This information is provided based on reasonable inquiry of our suppliers and represents our current actual knowledge based on the information they provided. This information is subject to change. The part numbers that TE has identified as EU RoHS compliant have a maximum concentration of 0.1% by weight in homogenous materials for lead, hexavalent chromium, mercury, PBB, PBDE, DBP, BBP, DEHP, DIBP, and 0.01% for cadmium, or qualify for an exemption to these limits as defined in the Annexes of Directive 2011/65/EU (RoHS2). Finished electrical and electronic equipment products will be CE marked as required by Directive 2011/65/EU. Components may not be CE marked. Additionally, the part numbers that TE has identified as EU ELV compliant have a maximum concentration of 0.1% by weight in homogenous materials for lead, hexavalent chromium, and mercury, and 0.01% for cadmium, or qualify for an exemption to these limits as defined in the Annexes of Directive 2000/53/EC (ELV). Regarding the REACH Regulation, the information TE provides on SVHC in articles for this part number is based on the latest European Chemicals Agency (ECHA) 'Guidance on requirements for substances in articles' posted at this URL: <https://echa.europa.eu/guidance-documents/guidance-on-reach>

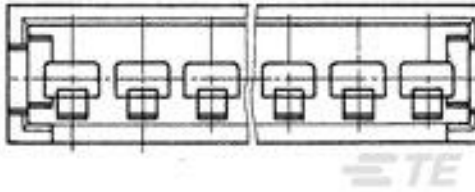
## Compatible Parts



TE Part # CAT-F439-R2435254  
2.54mm FFC Connectors Receptacle Housing



TE Part # 58535-1  
PRO-CRIMPER ASSY MODU MODII



TE Part # 280628  
AMPMODU II COSI PIN HSG, SGL ROW, 2 POS.



TE Part # 485893-5  
007 HOUSING FFC PIN 100CL SR



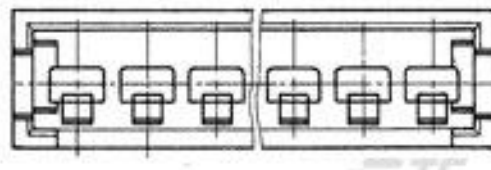
TE Part # 485893-8  
010 HOUSING FFC PIN 100CL SR



TE Part # 485893-9  
011 HOUSING FFC PIN 100CL SR



TE Part # 1-485893-4  
016 HOUSING FFC PIN 100CL SR



TE Part # 280633  
AMPMODU II COSI PIN HSG, SGL ROW, 10 POS



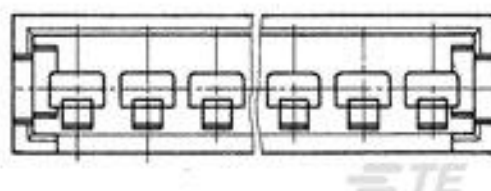
TE Part # 3-88189-2  
006 HOUSING FFC PIN DR 100CL



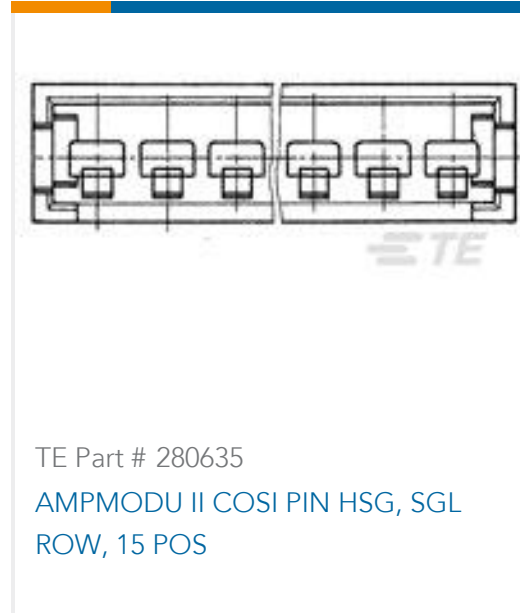
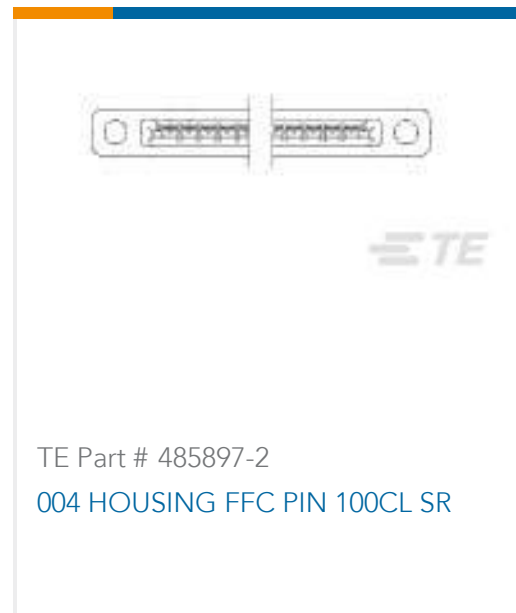
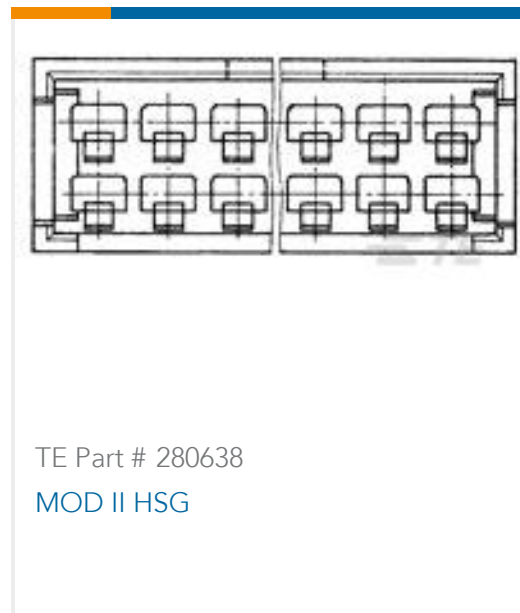
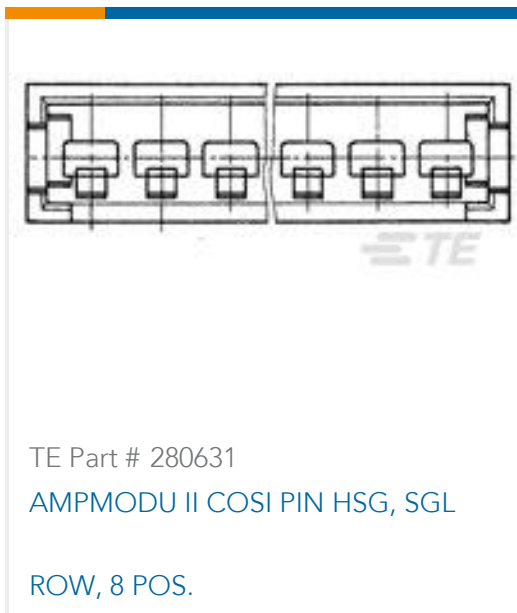
TE Part # 1-485893-0  
012 HOUSING FFC PIN 100CL SR



TE Part # 1-88189-0  
026 HOUSING FFC PIN DR 100CL



TE Part # 280630  
AMPMODU II COSI PIN HSG, SGL ROW, 6 POS.



## Customers Also Bought



## Documents

### Product Drawings

FFC,PIN CONTACT,LP,ROUND WIRE,

English

FFC,PIN CONTACT,LP,ROUND WIRE,

English

### CAD Files

Customer View Model

ENG\_CVM\_CVM\_1-86561-0\_D.2d\_dxf.zip



English

[3D PDF](#)

3D

Customer View Model

[ENG\\_CVM\\_CVM\\_1-86561-0\\_D.3d\\_igs.zip](#)

English

Customer View Model

[ENG\\_CVM\\_CVM\\_1-86561-0\\_D.3d\\_stp.zip](#)

English

By downloading the CAD file I accept and agree to the [Terms and Conditions](#) of use.

---

### Product Specifications

[Application Specification](#)

English

[Application Specification](#)

English

---

### Product Environmental Compliance

[MD\\_1-86561-0\\_052320122153](#)

English

[MD\\_1-86561-0\\_052320122153](#)

English

---

### Instruction Sheets

[Instruction Sheet \(U.S.\)](#)

English

[Instruction Sheet \(U.S.\)](#)

English

[Extraction Tool for Flexible Flat Cable \(FFC\)](#)

English