



AMP | AMP Type III+

TE Internal #: 1-66358-8

AMP Type III+, Power Contacts, Contact, Tin, 18 – 14 AWG Wire Size, .8 – 2 mm² Wire Size, Wire & Cable, Crimp, Power & Signal, Socket

[View on TE.com >](#)

Connectors > Power Connectors > Power Contacts



Power Contact Type: **Contact**

Contact Mating Area Plating Material: **Tin**

Wire Size: **.8 – 2 mm²**

Connector & Contact Terminates To: **Wire & Cable**

Features

Product Type Features

Power Contact Type	Contact
Connector & Contact Terminates To	Wire & Cable

Electrical Characteristics

Test Current	13 A
--------------	------

Contact Features

Contact Mating Area Plating Material	Tin
Contact Current Rating (Max)	13 A
Contact Type	Socket
Contact Retention Within Housing	With
Mating Pin Diameter	1.57 mm[.062 in]
Contact Base Material	Phosphor Bronze
Contact Mating Area Plating Material Thickness	2.54 μm[100 μin]
Wire Contact Termination Area Plating Thickness	2.54 μm[100 μin]
Wire Contact Termination Area Plating Material	Tin
Wire Contact Termination Area Plating Material Finish	Bright
Contact Orientation	Straight
Contact Underplating Material	Nickel
Contact Underplating Material Thickness	.76 μm[30 μin]
Contact Size	16



Termination Features

Termination Method to Wire & Cable	Crimp
------------------------------------	-------

Mechanical Attachment

Wire Insulation Support	With
-------------------------	------

Dimensions

Wire Size	.8 – 2 mm ²
Accepts Wire Insulation Diameter Range	2.03 – 2.54 mm [.08 – .1 in]

Usage Conditions

Operating Temperature Range	-55 – 90 °C [-67 – 194 °F]
-----------------------------	----------------------------

Operation/Application

Circuit Application	Power & Signal
---------------------	----------------

Packaging Features

Packaging Method	Reel
Packaging Quantity	4000

Other

Wire/Cable Type	Discrete Wire
For Use With	CPC Connectors, G Series Connectors, M Series Connectors
Comment	Overall insulation crimp diameter, including crimp barrel, must not exceed 3.18 [.125]., Reverse Reeled For Mini Applicator

Product Compliance

[For compliance documentation, visit the product page on TE.com>](#)

EU RoHS Directive 2011/65/EU	Compliant
EU ELV Directive 2000/53/EC	Compliant
China RoHS 2 Directive MIIT Order No 32, 2016	No Restricted Materials Above Threshold
EU REACH Regulation (EC) No. 1907/2006	Current ECHA Candidate List: JAN 2022 (223) Candidate List Declared Against: JAN 2022 (223) Does not contain REACH SVHC
Halogen Content	Low Halogen - Br, Cl, F, I < 900 ppm per homogenous material. Also BFR/CFR/PVC Free

Solder Process Capability

Not applicable for solder process capability

Product Compliance Disclaimer

This information is provided based on reasonable inquiry of our suppliers and represents our current actual knowledge based on the information they provided. This information is subject to change. The part numbers that TE has identified as EU RoHS compliant have a maximum concentration of 0.1% by weight in homogenous materials for lead, hexavalent chromium, mercury, PBB, PBDE, DBP, BBP, DEHP, DIBP, and 0.01% for cadmium, or qualify for an exemption to these limits as defined in the Annexes of Directive 2011/65/EU (RoHS2). Finished electrical and electronic equipment products will be CE marked as required by Directive 2011/65/EU. Components may not be CE marked. Additionally, the part numbers that TE has identified as EU ELV compliant have a maximum concentration of 0.1% by weight in homogenous materials for lead, hexavalent chromium, and mercury, and 0.01% for cadmium, or qualify for an exemption to these limits as defined in the Annexes of Directive 2000/53/EC (ELV). Regarding the REACH Regulation, the information TE provides on SVHC in articles for this part number is based on the latest European Chemicals Agency (ECHA) 'Guidance on requirements for substances in articles' posted at this URL: <https://echa.europa.eu/guidance-documents/guidance-on-reach>

Compatible Parts



TE Part # 200893-2
INSERTION TOOL CONT



TE Part # 539972-1
EXTRACTION TOOL



TE Part # 305183
EXTRACT TOOL TYPE 2 20-16



TE Part # 2305570-1
TERMINAL CUTTER, SIDE FEED



TE Part # 91519-1
CCII TYPE III+ PIN SKT 18-14 ASSY



TE Part # 2-2151101-1
OCEAN_2.0_APPLICATOR-S-090F1200



TE Part # 2-2151101-2
OCEAN_2.0_APPLICATOR-S-090F1200



TE Part # 2-2151102-2
OCEAN_2.0_Applicator-S-046F059F



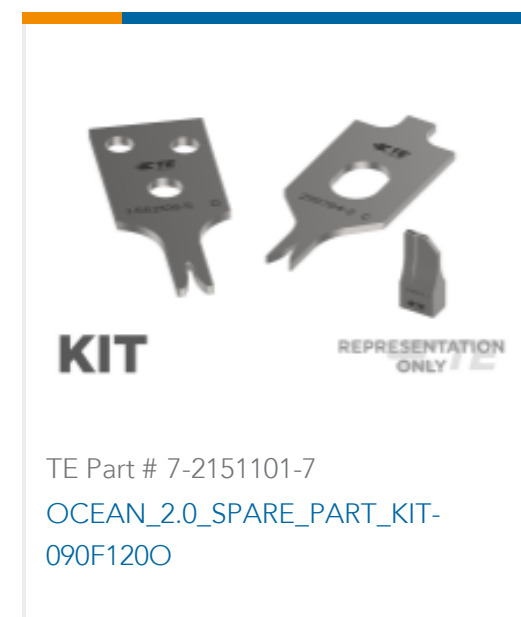
TE Part # 2151101-1
OCEAN_2.0_APPLICATOR-S-090F1200



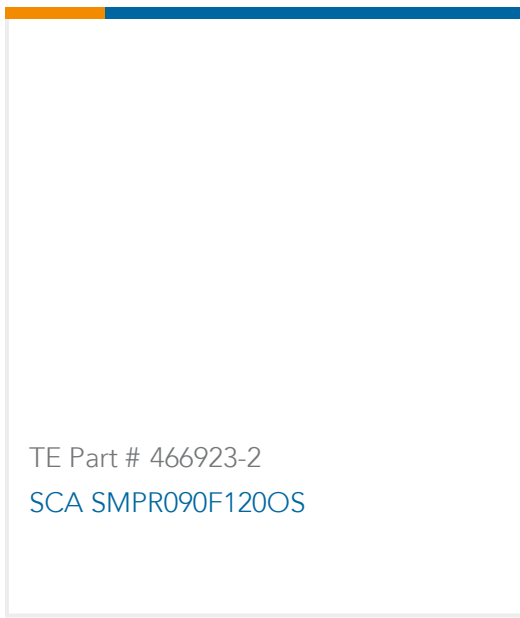
TE Part # 2151101-2
OCEAN_2.0_APPLICATOR-S-090F1200



TE Part # 7-2151101-1
OCEAN_2.0_APPLICATOR-S-090F1200



TE Part # 7-2151101-7
OCEAN_2.0_SPARE_PART_KIT-090F1200




TE Part # 466923-2
SCA SMPR090F1200S

Also in the Series | AMP Type III+



Insertion & Extraction Tools(4)



Power Contacts(414)

Customers Also Bought



TE Part #2-66102-5
III+ PIN,24-20,TIN ,STRIP



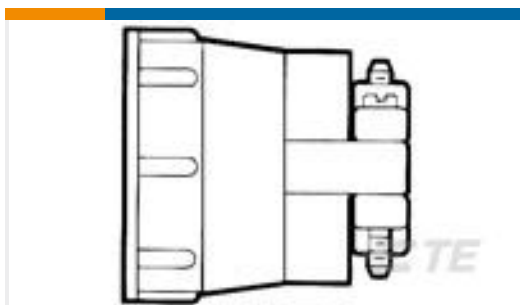
TE Part #1-1609112-2
15CE1=F8272



TE Part #1630020-6
NHSC200 1R5 5%



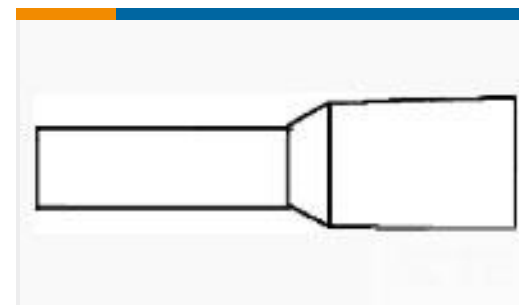
TE Part #1879363-5
THS75 6R8 5%



TE Part #207774-3
CLAMP CABLE SHELL,SIZE 23



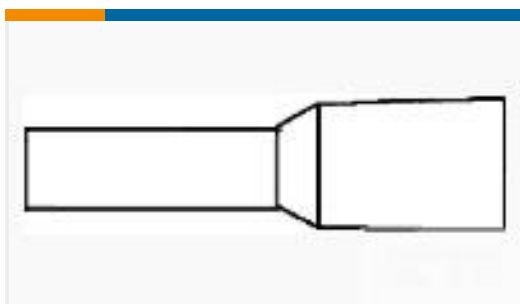
TE Part #1-66098-9
II+ PIN, 18-16,TIN STRIP



TE Part #966066-7
ADERENDHUELSE L OR



TE Part #206306-3
CPC RECPT SEALED SIZE 23-37



TE Part #1-966067-6
ADERENDHUELSE N BL



TE Part #K1021335
Toggle Switch 07-1-2-15 932



Documents

Product Drawings

[III+ SKT,18-14,TIN ,STRIP](#)

English

CAD Files

Customer View Model

[ENG_CVM_CVM_1-66358-8_AR.2d_dxf.zip](#)

English

[3D PDF](#)

3D

Customer View Model

[ENG_CVM_CVM_1-66358-8_AR.3d_igs.zip](#)

English

Customer View Model

[ENG_CVM_CVM_1-66358-8_AR.3d_stp.zip](#)

English

By downloading the CAD file I accept and agree to the [Terms and Conditions](#) of use.

Datasheets & Catalog Pages

[AMP Circular Connectors for Commercial Signal & Power Applications](#)

English

[Signal Contacts](#)

English

[M_SERIES_PIN_AND_SOCKET_CONNECTORS](#)

English

Product Specifications

[Application Specification](#)

English