



AMP | AMP Type III+

TE Internal #: 1-66098-8

AMP Type III+, Power Contacts, Contact, Tin, 18 – 16 AWG Wire Size, .8 – 1.4 mm² Wire Size, Wire & Cable, Crimp, Power & Signal, Pin

[View on TE.com >](#)

Connectors > Power Connectors > Power Contacts > TYPE III CONTACTS STRIP



Power Contact Type: **Contact**

Contact Mating Area Plating Material: **Tin**

Wire Size: **.8 – 1.4 mm²**

Connector & Contact Terminates To: **Wire & Cable**

[All TYPE III CONTACTS STRIP \(55\)](#)

Features

Product Type Features

Power Contact Type	Contact
Connector & Contact Terminates To	Wire & Cable

Electrical Characteristics

Test Current	13 A
--------------	------

Contact Features

Contact Mating Area Plating Material	Tin
Contact Current Rating (Max)	13 A
Contact Type	Pin
Contact Retention Within Housing	With
Mating Pin Diameter	1.57 mm[.062 in]
Contact Base Material	Brass
Contact Mating Area Plating Material Thickness	2.54 µm[100 µin]
Wire Contact Termination Area Plating Thickness	2.54 µm[100 µin]
Wire Contact Termination Area Plating Material	Tin
Wire Contact Termination Area Plating Material Finish	Matte
Contact Orientation	Straight
Contact Underplating Material	Nickel
Contact Underplating Material Thickness	1.27 µm[50 µin]



Contact Size	16
--------------	----

Termination Features

Termination Method to Wire & Cable	Crimp
------------------------------------	-------

Mechanical Attachment

Wire Insulation Support	With
-------------------------	------

Dimensions

Wire Size	.8 – 1.4 mm ²
-----------	--------------------------

Accepts Wire Insulation Diameter Range	2.03 – 2.54 mm [.08 – .1 in]
--	------------------------------

Usage Conditions

Operating Temperature Range	-55 – 90 °C [-67 – 194 °F]
-----------------------------	----------------------------

Operation/Application

Circuit Application	Power & Signal
---------------------	----------------

Packaging Features

Packaging Method	Reel
------------------	------

Packaging Quantity	4000
--------------------	------

Other

Wire/Cable Type	Discrete Wire
-----------------	---------------

For Use With	CPC Connectors, G Series Connectors, M Series Connectors
--------------	--

Comment	Overall insulation crimp diameter, including crimp barrel, must not exceed 3.18 [.125].
---------	---

Product Compliance

[For compliance documentation, visit the product page on TE.com>](#)

EU RoHS Directive 2011/65/EU	Compliant
------------------------------	-----------

EU ELV Directive 2000/53/EC	Compliant
-----------------------------	-----------

China RoHS 2 Directive MIIT Order No 32, 2016	No Restricted Materials Above Threshold
---	---

EU REACH Regulation (EC) No. 1907/2006	Current ECHA Candidate List: JAN 2022 (223) Candidate List Declared Against: JAN 2022 (223) Does not contain REACH SVHC
--	---

Halogen Content	Low Halogen - Br, Cl, F, I < 900 ppm per
-----------------	--

homogenous material. Also BFR/CFR/PVC Free


Solder Process Capability

Not applicable for solder process capability

Product Compliance Disclaimer

This information is provided based on reasonable inquiry of our suppliers and represents our current actual knowledge based on the information they provided. This information is subject to change. The part numbers that TE has identified as EU RoHS compliant have a maximum concentration of 0.1% by weight in homogenous materials for lead, hexavalent chromium, mercury, PBB, PBDE, DBP, BBP, DEHP, DIBP, and 0.01% for cadmium, or qualify for an exemption to these limits as defined in the Annexes of Directive 2011/65/EU (RoHS2). Finished electrical and electronic equipment products will be CE marked as required by Directive 2011/65/EU. Components may not be CE marked. Additionally, the part numbers that TE has identified as EU ELV compliant have a maximum concentration of 0.1% by weight in homogenous materials for lead, hexavalent chromium, and mercury, and 0.01% for cadmium, or qualify for an exemption to these limits as defined in the Annexes of Directive 2000/53/EC (ELV). Regarding the REACH Regulation, the information TE provides on SVHC in articles for this part number is based on the latest European Chemicals Agency (ECHA) 'Guidance on requirements for substances in articles' posted at this URL: <https://echa.europa.eu/guidance-documents/guidance-on-reach>

Compatible Parts



TE Part # CAT-AM71-C83998C
CMC SERIES 1



TE Part # CAT-AM71-C83998J
CPC SERIES 1



TE Part # CAT-AM71-C83998K
CPC SERIES 6



TE Part # CAT-AM71-C83998Y
CPC SERIES 1 SEALED ONE-PIECE



TE Part # 58495-2
PROCRIMPER DIE ASSY MULTIMATE



TE Part # 91505-1
CCII TYPE III+ 24-16 ASSY



TE Part # 200893-2
INSERTION TOOL CONT



TE Part # 58495-1
PRO CRIMPER ASSY MULTIMATE



TE Part # 539972-1
EXTRACTION TOOL



TE Part # 305183
EXTRACT TOOL TYPE 2 20-16



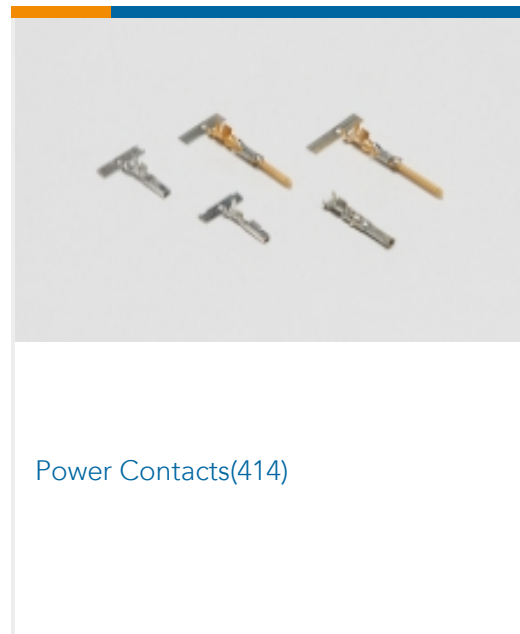
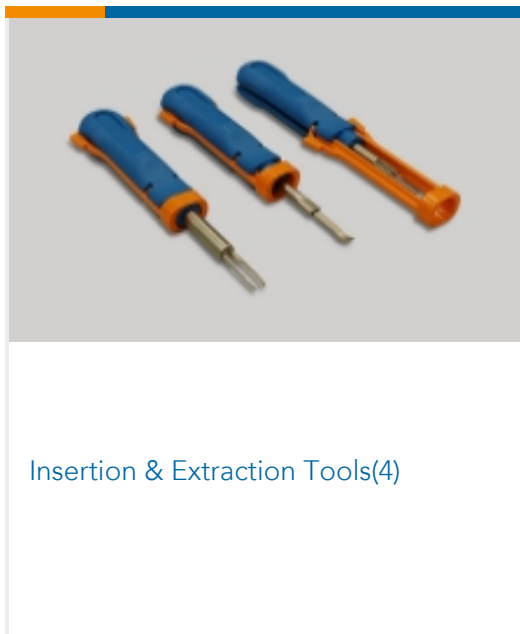
TE Part # 2305570-1
TERMINAL CUTTER, SIDE FEED



TE Part # 2151023-1
OCEAN_2.0_Applicator-S-080F1200



Also in the Series | AMP Type III+



Customers Also Bought





Documents

Product Drawings

III+ PIN,18-16,TIN STRIP

English

CAD Files

Customer View Model

[ENG_CVM_1-66098-8_AE.3d_igs.zip](#)

English

Customer View Model

[ENG_CVM_1-66098-8_AE.3d_stp.zip](#)

English

Customer View Model

[ENG_CVM_1-66098-8_AE.2d_dxf.zip](#)

English

3D PDF

English

3D PDF

3D

Customer View Model

[ENG_CVM_CVM_1-66098-8_AP.2d_dxf.zip](#)

English

Customer View Model

[ENG_CVM_CVM_1-66098-8_AP.3d_igs.zip](#)

English

Customer View Model

[ENG_CVM_CVM_1-66098-8_AP.3d_stp.zip](#)

English

By downloading the CAD file I accept and agree to the [Terms and Conditions](#) of use.

Datasheets & Catalog Pages

[AMP Circular Connectors for Commercial Signal & Power Applications](#)

English

[M_SERIES_PIN_AND_SOCKET_CONNECTORS](#)

English



Product Specifications

Application Specification

English

Product Environmental Compliance

MD_1-66098-8_09202017115_dmtec

English

MD_1-66098-8_09202017115_dmtec

English