

1-534267-9 ✓ ACTIVE

AMPMODU | AMPMODU IV/V

TE Internal #: 1-534267-9

AMPMODU IV/V, PCB Mount Receptacle, Vertical, Board-to-Board,  
16 Position, .1 in [2.54 mm] Centerline, Gold, Through Hole -  
Solder, Signal, Black

[View on TE.com >](#)



Connectors > PCB Connectors > PCB Headers & Receptacles



PCB Connector Assembly Type: **PCB Mount Receptacle**

PCB Mount Orientation: **Vertical**

Connector System: **Board-to-Board**

Number of Positions: **16**

Number of Rows: **2**

## Features

### Product Type Features

Applied Pressure	Standard
PCB Connector Assembly Type	PCB Mount Receptacle
Connector System	Board-to-Board
Sealable	No
Connector & Contact Terminates To	Printed Circuit Board

### Configuration Features

Stackable	Yes
PCB Mount Orientation	Vertical
Number of Positions	16
Number of Rows	2
Board-to-Board Configuration	Parallel

### Electrical Characteristics

Dielectric Withstanding Voltage (Max)	750 VAC
Insulation Resistance	5000 MΩ
Operating Voltage	333 VAC

### Body Features

Connector Profile	Low
Primary Product Color	Black



### Contact Features

Contact Mating Area Length	2.54 mm[.1 in]
Mating Square Post Dimension	.64 mm[.025 in]
PCB Contact Termination Area Plating Material Thickness	3.81 – 7.62 $\mu$ m
Contact Shape & Form	Short Point
PCB Contact Termination Area Plating Material	Tin-Lead
Contact Base Material	Phosphor Bronze
Contact Mating Area Plating Material	Gold
Contact Mating Area Plating Material Thickness	.762 $\mu$ m[30 $\mu$ in]
Contact Type	Socket
Contact Current Rating (Max)	3 A

### Termination Features

Rectangular Termination Post & Tail Thickness	.2 mm[.008 in]
Rectangular Termination Post & Tail Width	.7 mm[.028 in]
Termination Post & Tail Length	3.18 mm[.125 in]
Termination Method to Printed Circuit Board	Through Hole - Solder

### Mechanical Attachment

Mating Alignment	Without
PCB Mount Retention	Without
PCB Mount Alignment	Without
Connector Mounting Type	Board Mount

### Housing Features

Mating Entry Location	Bottom & Top
Centerline (Pitch)	2.54 mm[.1 in]
Housing Material	Polyester - GF

### Dimensions

Connector Height	6.2 mm[.245 in]
Row-to-Row Spacing	2.54 mm[.1 in]
Stack Height	2.29 mm[.09 in]
PCB Thickness (Recommended)	1.57 mm[.055 – .094 in]

### Usage Conditions

Housing Temperature Rating	Standard
----------------------------	----------

Operating Temperature Range -65 – 125 °C[-85 – 257 °F]

### Operation/Application

Solder Process Feature	Board Standoff
Circuit Application	Signal

### Industry Standards

Approved Standards	CSA LR7189, UL E28476
UL Flammability Rating	UL 94V-0

### Packaging Features

Packaging Quantity	28
Packaging Type	Box, Tube

### Product Compliance

[For compliance documentation, visit the product page on TE.com>](#)

EU RoHS Directive 2011/65/EU	Not Compliant
EU ELV Directive 2000/53/EC	Not Compliant
China RoHS 2 Directive MIIT Order No 32, 2016	Restricted Materials Above Threshold
EU REACH Regulation (EC) No. 1907/2006	Current ECHA Candidate List: JAN 2022 (223) Candidate List Declared Against: JAN 2021 (211) SVHC > Threshold: Pb (13% in Component Part) <b>Article Safe Usage Statements:</b> Do not eat, drink or smoke when using this product. Wash thoroughly after handling. Recycle if possible and dispose of the article by following all applicable governmental regulations relevant to your geographic location.
Halogen Content	Not Low Halogen - contains Br or Cl > 900 ppm.
Solder Process Capability	Wave solder capable to 240°C



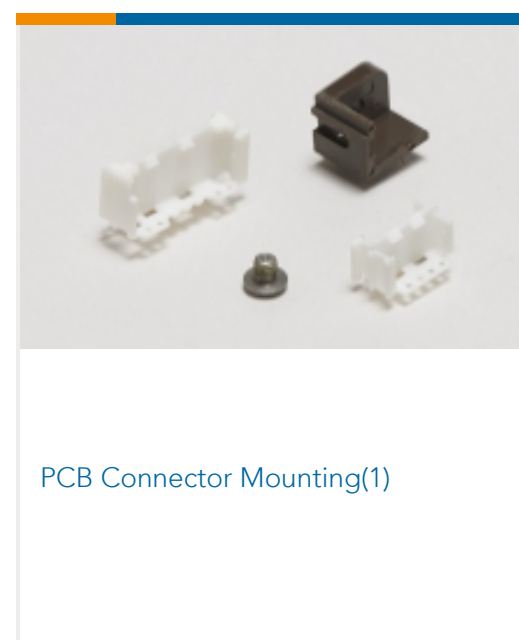

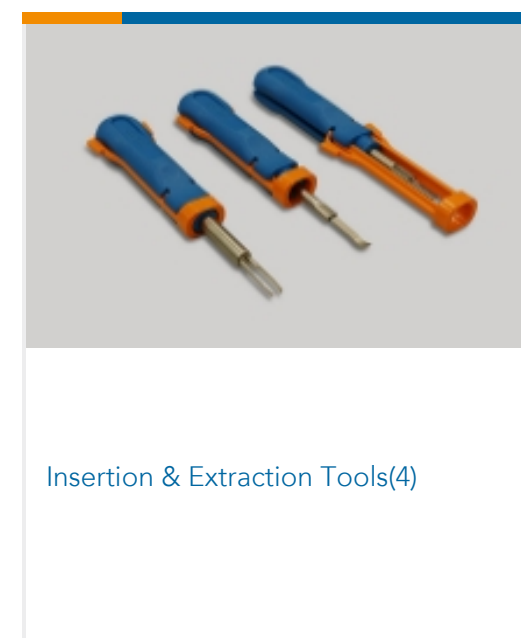

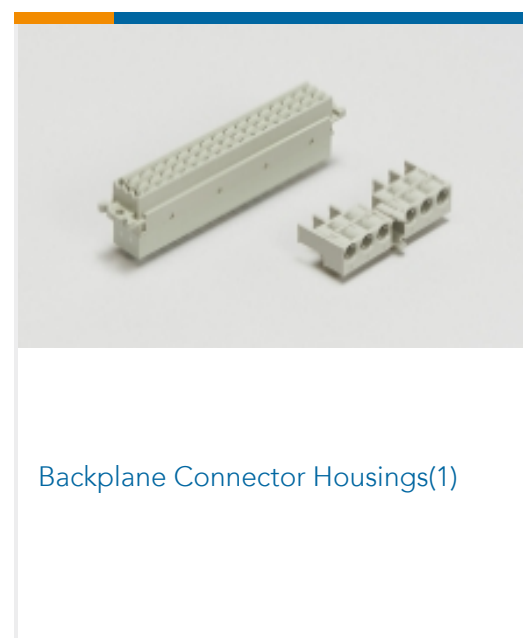
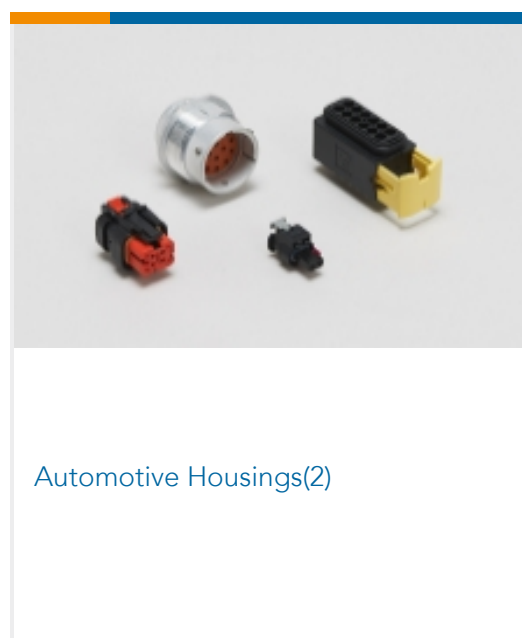
#### Product Compliance Disclaimer


This information is provided based on reasonable inquiry of our suppliers and represents our current actual knowledge based on the information they provided. This information is subject to change. The part numbers that TE has identified as EU RoHS compliant have a maximum concentration of 0.1% by weight in homogenous materials for lead, hexavalent chromium, mercury, PBB, PBDE, DBP, BBP, DEHP, DIBP, and 0.01% for cadmium, or qualify for an exemption to these limits as defined in the Annexes of Directive 2011/65/EU (RoHS2). Finished electrical and electronic equipment products will be CE marked as required by Directive 2011/65/EU. Components may not be CE marked. Additionally, the part numbers that TE has identified as EU ELV compliant have a maximum concentration of 0.1% by weight in homogenous materials for lead, hexavalent chromium, and mercury, and 0.01% for cadmium, or qualify for an exemption to these limits as defined in the Annexes of Directive 2000/53/EC (ELV). Regarding the REACH Regulation, the information TE provides on SVHC in articles for this part number is based on the latest European Chemicals Agency (ECHA) 'Guidance on requirements for substances in articles' posted at this URL: <https://echa.europa.eu/guidance-documents/guidance-on-reach>

## Compatible Parts



## Also in the Series | AMPMODU IV/V



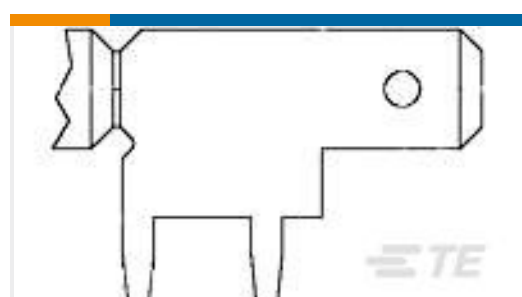


Wire-to-Board Connector Assemblies &amp; Housings(473)



Wire-to-Board Connector Contacts (328)

## Customers Also Bought

TE Part #5553813-3  
ASSY,EMI RCPT,50 POSN,SCR LKTE Part #5552725-1  
ASSY,RCPT,50 POSN, RTANG, PCBTE Part #3-640621-4  
Nylon Tin Plated Receptacle: 2.54mm,  
No Mating Alignment, MTA 100TE Part #3-640601-4  
04P MTA156 CONN ASSY 22AWG LFTE Part #1217061-1  
187 FASTON,FLAG,TAB,TNBRTE Part #1676201-2  
RN 0805 165R 0.1% 10PPM 1KRLTE Part #2176374-7  
RQ 0805 124R 0.1% 10PPM 1K RLTE Part #9-2176373-6  
RQ 0805 97R6 0.1% 10PPM 1K RL

## Documents

### Product Drawings

16 MODIV VRT DR OE 100/125

English

### CAD Files

Customer View Model

[ENG\\_CVM\\_1-534267-9\\_AB.2d\\_dxf.zip](#)

English

3D PDF

English

Customer View Model

[ENG\\_CVM\\_1-534267-9\\_AB.3d\\_igs.zip](#)

English

Customer View Model

[ENG\\_CVM\\_1-534267-9\\_AB.3d\\_stp.zip](#)

English

By downloading the CAD file I accept and agree to the [Terms and Conditions](#) of use.



---

[Product Specifications](#)

[Application Specification](#)

English