



**AMP-LATCH | AMP-LATCH Universal Headers**

TE Internal #: 1-5102155-2

AMP-LATCH Universal Headers, Ribbon Cable Connectors, Wire-to-Board, 64 Position, .1 in [2.54 mm] Centerline, Vertical, Through Hole - Solder, 2 Row

[View on TE.com >](#)

Connectors > PCB Connectors > Wire-to-Board Connectors > FFC, FPC & Ribbon Connectors > Ribbon Cable Connectors >

AMP-LATCH UNIVERSAL HEADERS



Connector System: **Wire-to-Board**

Number of Positions: **64**

Centerline (Pitch): **2.54 mm [.1 in]**

PCB Mount Retention: **With**

PCB Mount Retention Type: **Screw Mount**

[All AMP-LATCH UNIVERSAL HEADERS \(525\)](#)

**Features**

**Product Type Features**

Connector Type	Header
Ribbon Cable Connector Header Type	Universal Ejection Pin Headers
Connector Product Type	Connector Assembly
Connector System	Wire-to-Board
Connector & Housing Type	Plug
Connector & Contact Terminates To	Printed Circuit Board

**Configuration Features**

Number of Positions	64
PCB Mount Orientation	Vertical
Number of Rows	2

**Electrical Characteristics**

Insulation Resistance	5000 MΩ
-----------------------	---------



Operating Voltage	250 VAC
-------------------	---------

### Body Features

Connector Profile	Standard
-------------------	----------

### Contact Features

Mating Square Post Dimension	.64 mm[.025 in]
------------------------------	-----------------

PCB Contact Termination Area Plating Material Thickness	2.54 $\mu$ m[100 $\mu$ in]
---	----------------------------

Contact Type	Pin
--------------	-----

	15 $\mu$ in
--	-------------

Contact Mating Area Plating Material	Gold, Gold Flash
--------------------------------------	------------------

Contact Shape & Form	Square
----------------------	--------

Contact Underplating Material	Nickel
-------------------------------	--------

PCB Contact Termination Area Plating Material	Tin
---	-----

Contact Base Material	Phosphor Bronze
-----------------------	-----------------

Contact Current Rating (Max)	1 A
------------------------------	-----

### Termination Features

Round Termination Post & Tail Diameter	.64 mm[.025 in]
--	-----------------

Termination Post & Tail Length	3.94 mm[.155 in]
--------------------------------	------------------

Termination Method to Printed Circuit Board	Through Hole - Solder
---	-----------------------

### Mechanical Attachment

Mating Alignment	With
------------------	------

PCB Mount Alignment	Without
---------------------	---------

Panel Mount Feature	Without
---------------------	---------

PCB Mount Retention	With
---------------------	------

PCB Mount Retention Type	Screw Mount
--------------------------	-------------

Mating Alignment Type	Center, Dual Polarizing Bar
-----------------------	-----------------------------

Mating Retention	With
------------------	------

Mating Retention Type	Ejection Latch
-----------------------	----------------

Connector Mounting Type	Board Mount
-------------------------	-------------

### Housing Features

Mating Entry Location	Top
-----------------------	-----

Housing Material	Nylon - GF
------------------	------------

Housing Color	Black
---------------	-------



Centerline (Pitch)	2.54 mm[.1 in]
--------------------	----------------

### Dimensions

Shrouded End Dimension	3.81 mm[.15 in]
Connector Length	100.58 mm[3.96 in]
Connector Height	13.94 mm[.55 in]
PCB Thickness (Recommended)	3.18 mm[.125 in]
Row-to-Row Spacing	2.54 mm[.1 in]

### Usage Conditions

Housing Temperature Rating	High
Operating Temperature Range	-65 – 105 °C[-85 – 221 °F]

### Operation/Application

Circuit Application	Signal
---------------------	--------

### Industry Standards

UL Flammability Rating	UL 94V-0
------------------------	----------

### Packaging Features

Packaging Quantity	30
Packaging Method	Tray

### Other

Comment	For Use With AMP-Latch Receptacle
---------	-----------------------------------

## Product Compliance

[For compliance documentation, visit the product page on TE.com>](#)

EU RoHS Directive 2011/65/EU	Compliant
EU ELV Directive 2000/53/EC	Compliant
China RoHS 2 Directive MIIT Order No 32, 2016	No Restricted Materials Above Threshold
EU REACH Regulation (EC) No. 1907/2006	Current ECHA Candidate List: JAN 2022 (223) Candidate List Declared Against: JAN 2022 (223) Does not contain REACH SVHC
Halogen Content	Not Low Halogen - contains Br or Cl > 900 ppm.
Solder Process Capability	Wave solder capable to 265°C

Product Compliance Disclaimer

This information is provided based on reasonable inquiry of our suppliers and represents our current actual knowledge based on the information they provided. This information is subject to change. The part numbers that TE has identified as EU RoHS compliant have a maximum concentration of 0.1% by weight in homogenous materials for lead, hexavalent chromium, mercury, PBB, PBDE, DBP, BBP, DEHP, DIBP, and 0.01% for cadmium, or qualify for an exemption to these limits as defined in the Annexes of Directive 2011/65/EU (RoHS2). Finished electrical and electronic equipment products will be CE marked as required by Directive 2011/65/EU. Components may not be CE marked. Additionally, the part numbers that TE has identified as EU ELV compliant have a maximum concentration of 0.1% by weight in homogenous materials for lead, hexavalent chromium, and mercury, and 0.01% for cadmium, or qualify for an exemption to these limits as defined in the Annexes of Directive 2000/53/EC (ELV). Regarding the REACH Regulation, the information TE provides on SVHC in articles for this part number is based on the latest European Chemicals Agency (ECHA) 'Guidance on requirements for substances in articles' posted at this URL: <https://echa.europa.eu/guidance-documents/guidance-on-reach>

### Compatible Parts



TE Part # 1-499252-3  
064 STRAIN RELIEF A-L RCPT



TE Part # 1-1658621-2  
64 NOVO MIL/CTR 15DP, LEAD FREE



TE Part # 1-1658622-2  
64 NOVO MIL/CTR 30DP, LEAD FREE



TE Part # 1-1658620-2  
064 NOVO MIL 15DP FT




TE Part # 3-1658527-2  
622-6441LF=FSKT IDC S 64 30AU




TE Part # 2-1658528-3  
636-6441LF=FEM SKT BLD POL/S.R.

### Also in the Series | AMP-LATCH Universal Headers



Ribbon Cable Connectors(525)



Ribbon Connector Accessories(13)

### Customers Also Bought



TE Part #747840-6  
09 MSFL PLUG RA 318 (SL,FM,BL)



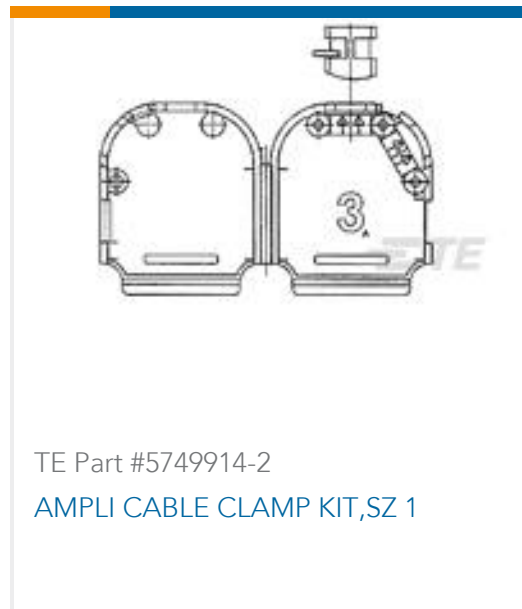
TE Part #1757820-1  
AMPLIMITE,ASY,RCPT,STD,109,ZN,1



TE Part #205161-1  
AMPLIMITE,ASY,RCPT,STD,109,1



TE Part #1571983-5  
GDH04STR04=DIP SWITCH



TE Part #5749914-2  
AMPLI CABLE CLAMP KIT,SZ 1



TE Part #102320-1  
UNIVERSAL HEADER LATCH



TE Part #1-5102153-2  
A/L UNIV HDR 64P VERT



TE Part #87220-3  
03 MODII HDR SRST UNSHRD .100



TE Part #6-1437653-8  
6PCV-14-006=6PCV ASSEMBLY



TE Part #NB13892001  
TAT-125-1/2-0-STK

## Documents

### Product Drawings

[A/L UNIV HDR 64P VERT](#)

English

### CAD Files

Customer View Model

[ENG\\_CVM\\_CVM\\_1-5102155-2\\_B.2d\\_dxf.zip](#)

English

### 3D PDF

3D

Customer View Model

[ENG\\_CVM\\_CVM\\_1-5102155-2\\_B.3d\\_igs.zip](#)

English

Customer View Model

[ENG\\_CVM\\_CVM\\_1-5102155-2\\_B.3d\\_stp.zip](#)

English

By downloading the CAD file I accept and agree to the [Terms and Conditions](#) of use.

## Datasheets & Catalog Pages



[Ribbon Cable Interconnect Solutions](#)

English

---

[Product Specifications](#)

[Product Specification](#)

English

---

[Agency Approvals](#)

[Agency Approval Document](#)

English