



TE Internal #: 1-487378-9

FFC Connectors, Housing, Wire-to-Board, 20 Position, 2.54 mm [.1 in] Centerline, 1 Row, Socket, Package, Wire & Cable, Normal, Straight, Black, Signal

[View on TE.com >](#)

Connectors > PCB Connectors > Wire-to-Board Connectors > FFC, FPC & Ribbon Connectors > FFC Connectors >

2.54mm FFC Connectors Receptacle Housing



FFC Connector Product Type: **Housing**

Connector System: **Wire-to-Board**

Number of Positions: **20**

Centerline (Pitch): **2.54 mm [.1 in]**

Number of Rows: **1**

[All 2.54mm FFC Connectors Receptacle Housing \(143\)](#)

Features

Product Type Features

Connector & Housing Type	Receptacle
FFC Connector Product Type	Housing
Connector System	Wire-to-Board
Sealable	No
Connector & Contact Terminates To	Wire & Cable
Insertion Force Type	Normal

Configuration Features

Compatible With Wire & Cable Type	FFC
Number of Positions	20
Number of Rows	1

Electrical Characteristics

Operating Voltage	300 VACrms
-------------------	------------



Dielectric Withstanding Voltage (Max)	720 VAC
---------------------------------------	---------

Insulation Resistance	5000 MΩ
-----------------------	---------

Contact Features

Contact Type	Socket
--------------	--------

Mechanical Attachment

Mating Retention	Without
------------------	---------

Mating Alignment	Without
------------------	---------

Panel Mount Feature	Without
---------------------	---------

Connector Mounting Type	Cable Mount (Free-Hanging)
-------------------------	----------------------------

Housing Features

Housing Material	Thermoplastic
------------------	---------------

Centerline (Pitch)	2.54 mm [.1 in]
--------------------	-----------------

FFC Cable Entry	Straight
-----------------	----------

Housing Color	Black
---------------	-------

Usage Conditions

Operating Temperature Range	-65 – 105 °C [-85 – 221 °F]
-----------------------------	-----------------------------

Operation/Application

Circuit Application	Signal
---------------------	--------

Industry Standards

UL Flammability Rating	UL 94V-0
------------------------	----------

Packaging Features

Packaging Quantity	1
--------------------	---

Packaging Method	Package
------------------	---------

Product Compliance

[For compliance documentation, visit the product page on TE.com>](#)

EU RoHS Directive 2011/65/EU	Compliant
------------------------------	-----------

EU ELV Directive 2000/53/EC	Compliant
-----------------------------	-----------

China RoHS 2 Directive MIIT Order No 32, 2016	No Restricted Materials Above Threshold
---	---

EU REACH Regulation (EC) No. 1907/2006	Current ECHA Candidate List: JAN 2022 (223) Candidate List Declared Against: JAN 2022 (223)
--	--



Does not contain REACH SVHC

Halogen Content

Not Low Halogen - contains Br or Cl > 900 ppm.

Solder Process Capability

Not applicable for solder process capability

Product Compliance Disclaimer

This information is provided based on reasonable inquiry of our suppliers and represents our current actual knowledge based on the information they provided. This information is subject to change. The part numbers that TE has identified as EU RoHS compliant have a maximum concentration of 0.1% by weight in homogenous materials for lead, hexavalent chromium, mercury, PBB, PBDE, DBP, BBP, DEHP, DIBP, and 0.01% for cadmium, or qualify for an exemption to these limits as defined in the Annexes of Directive 2011/65/EU (RoHS2). Finished electrical and electronic equipment products will be CE marked as required by Directive 2011/65/EU. Components may not be CE marked. Additionally, the part numbers that TE has identified as EU ELV compliant have a maximum concentration of 0.1% by weight in homogenous materials for lead, hexavalent chromium, and mercury, and 0.01% for cadmium, or qualify for an exemption to these limits as defined in the Annexes of Directive 2000/53/EC (ELV). Regarding the REACH Regulation, the information TE provides on SVHC in articles for this part number is based on the latest European Chemicals Agency (ECHA) 'Guidance on requirements for substances in articles' posted at this URL: <https://echa.europa.eu/guidance-documents/guidance-on-reach>

Compatible Parts



TE Part # CAT-F439-S01339254
2.54mm FFC Connectors Socket Contacts



TE Part # 2-102976-0
20 MODII HDR SRST B/A .100CL



TE Part # 2-103323-0
20 MODII HDR SRRA B/A .100CL



TE Part # 2-103325-0
20 MODII HDR SRRA B/A .100CL



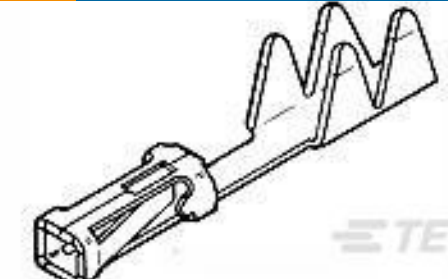
TE Part # 2-103765-0
20 MODII HDR SRRA B/A .100CL



TE Part # 7-103323-0
20 MODII HDR SRRA B/A .100CL LF




TE Part # 7-103765-0
20 MODII HD SRRA B/A .100CL,LF



TE Part # 1761852-1
FFC RCPT HP 100SNPB RL NO LUBE

Customers Also Bought



TE Part #2-487406-2
2.54mm FFC Connectors Socket Contacts



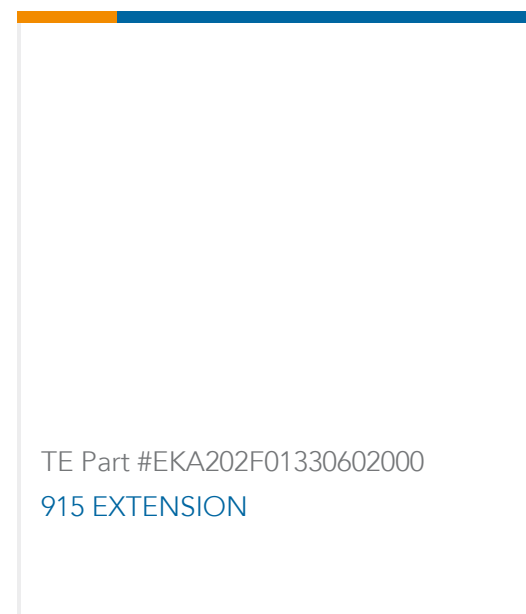
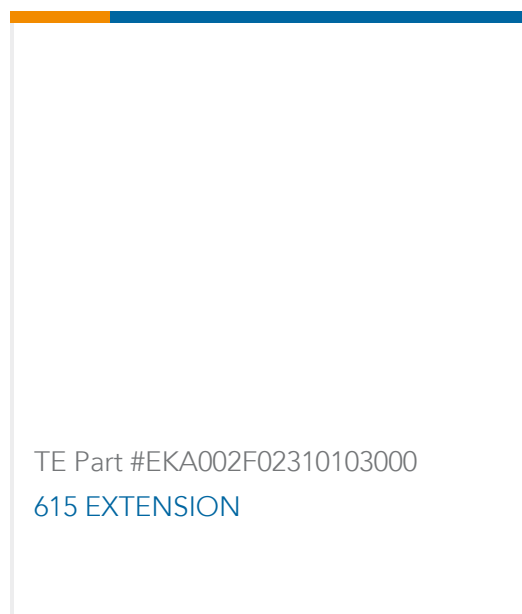
TE Part #1-487547-1
FFC,RCPT CONTACT,.050" CNTRLIN"



TE Part #487769-5
2.54mm FFC Connectors Receptacle Housing



TE Part #485893-5
007 HOUSING FFC PIN 100CL SR



Documents

Product Drawings

[020 HOUSING FFC RCPT 100CL SR](#)

English

CAD Files

Customer View Model

[ENG_CVM_CVM_1-487378-9_AE.2d_dxf.zip](#)

English

[3D PDF](#)

3D

Customer View Model

[ENG_CVM_CVM_1-487378-9_AE.3d_igs.zip](#)

English

Customer View Model

[ENG_CVM_CVM_1-487378-9_AE.3d_stp.zip](#)

English

By downloading the CAD file I accept and agree to the [Terms and Conditions](#) of use.

Product Specifications

[Application Specification](#)

English

Product Environmental Compliance

[MD_1-487378-9_04092018932_dmtec](#)

English

[MD_1-487378-9_04092018932_dmtec](#)

English

Instruction Sheets

[Instruction Sheet \(U.S.\)](#)

English

[Extraction Tools](#)

English

Agency Approvals

[CSA Certificate](#)



English