



LUMAWISE | Insulation Displacement Connectors Closed End

TE Internal #: 1-2106489-2

Insulation Displacement Connectors Closed End, Poke-In Connectors, Wire-to-Board, 2 Position, 4 in [.16 mm] Centerline, Printed Circuit Board

[View on TE.com >](#)

Connectors > Lighting Connectors > Poke-In Connectors



Connector System: **Wire-to-Board**

Number of Positions: **2**

Centerline (Pitch): **.16 mm [4 in]**

Sealable: **No**

Connector & Contact Terminates To: **Printed Circuit Board**

Features

Product Type Features

Connector Type	Connector Assembly
Connector Style	Receptacle
Connector System	Wire-to-Board
Sealable	No
Connector & Contact Terminates To	Printed Circuit Board

Configuration Features

Number of Positions	2
---------------------	---

Contact Features

Contact Current Rating (Max)	7.5 A
------------------------------	-------

Termination Features

Termination Method to Printed Circuit Board	Through Hole - Solder
---	-----------------------

Mechanical Attachment

Connector Mounting Type	Board Mount
-------------------------	-------------

Housing Features

Centerline (Pitch)	.16 mm[4 in]
--------------------	--------------

Dimensions

Connector Height	.23 mm[5.8 in]
------------------	----------------



Wire Size 20 – 18 AWG

Usage Conditions

Operating Temperature Range -40 – 105 °C[-40 – 221 °F]

Operation/Application

Circuit Application Power

Product Compliance

[For compliance documentation, visit the product page on TE.com>](#)

EU RoHS Directive 2011/65/EU	Compliant
EU ELV Directive 2000/53/EC	Not Yet Reviewed
China RoHS 2 Directive MIIT Order No 32, 2016	No Restricted Materials Above Threshold
EU REACH Regulation (EC) No. 1907/2006	Current ECHA Candidate List: JAN 2022 (223) Candidate List Declared Against: JUL 2019 (201) SVHC > Threshold: Not Yet Reviewed
Halogen Content	Not Low Halogen - contains Br or Cl > 900 ppm.
Solder Process Capability	Reflow solder capable to 245°C

Product Compliance Disclaimer


This information is provided based on reasonable inquiry of our suppliers and represents our current actual knowledge based on the information they provided. This information is subject to change. The part numbers that TE has identified as EU RoHS compliant have a maximum concentration of 0.1% by weight in homogenous materials for lead, hexavalent chromium, mercury, PBB, PBDE, DBP, BBP, DEHP, DIBP, and 0.01% for cadmium, or qualify for an exemption to these limits as defined in the Annexes of Directive 2011/65/EU (RoHS2). Finished electrical and electronic equipment products will be CE marked as required by Directive 2011/65/EU. Components may not be CE marked. Additionally, the part numbers that TE has identified as EU ELV compliant have a maximum concentration of 0.1% by weight in homogenous materials for lead, hexavalent chromium, and mercury, and 0.01% for cadmium, or qualify for an exemption to these limits as defined in the Annexes of Directive 2000/53/EC (ELV). Regarding the REACH Regulation, the information TE provides on SVHC in articles for this part number is based on the latest European Chemicals Agency (ECHA) 'Guidance on requirements for substances in articles' posted at this URL: <https://echa.europa.eu/guidance-documents/guidance-on-reach>

Compatible Parts




TE Part # 1-2106751-2
Connector, Thru Hole-IDC, 2 pos,
20AWG

Also in the Series | Insulation Displacement Connectors Closed End



Ballast Connectors(23)



PCB Headers & Receptacles(1)




Poke-In Connectors(66)

Customers Also Bought



TE Part #1-2106003-2
Connector, SMT-IDC, 2 POS, 20 AWG




TE Part #5104338-4
A/L LOW PRO HDR 20P VERT HT



TE Part #1-2106489-3
Connector, Thru Hole-IDC, 3 pos,
20AWG



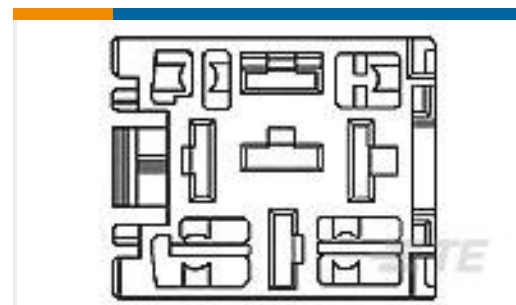
TE Part #6-1625868-0
RP 2A 0.25W 22R1 0.1% 25PPM 1K RL



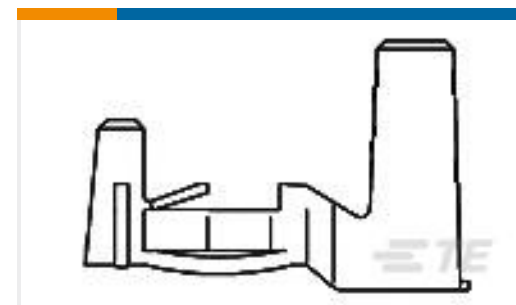
TE Part #1-1625868-0
RP 2A 0.25W 2K74 0.1% 25PPM 1K RL



TE Part #2-962344-1
2P FLACHSTCK-GEH2,8



TE Part #280289-5
MODULAR RELAY CONN.



TE Part #1871865-1
BOARD-IN CONTACT M-TYPE



TE Part #5747100-3
CABLE CLAMP KIT,SZ 4



Documents

Product Drawings

[Connector, Thru Hole-IDC, 2 pos, 20AWG](#)

English

CAD Files

[3D PDF](#)

3D

Customer View Model

[ENG_CVM_CVM_1-2106489-2_B.2d_dxf.zip](#)

English

Customer View Model

[ENG_CVM_CVM_1-2106489-2_B.3d_igs.zip](#)

English

Customer View Model

[ENG_CVM_CVM_1-2106489-2_B.3d_stp.zip](#)

English

By downloading the CAD file I accept and agree to the [Terms and Conditions](#) of use.

Datasheets & Catalog Pages

[IDC_SSL_CONNECTOR](#)

English

Product Specifications

[Application Specification](#)

English

Agency Approvals

[Agency Approval Document](#)

English