



LUMAWISE | Insulation Displacement Connectors Closed End

TE Internal #: 1-2106431-2

Insulation Displacement Connectors Closed End, Poke-In Connectors, Wire-to-Board, 2 Position, 4 in [.16 mm] Centerline, Printed Circuit Board

[View on TE.com >](#)

Connectors > Lighting Connectors > Poke-In Connectors



Connector System: **Wire-to-Board**

Number of Positions: **2**

Centerline (Pitch): **.16 mm [4 in]**

Sealable: **No**

Connector & Contact Terminates To: **Printed Circuit Board**

Features

Product Type Features

Connector Type	Connector Assembly
Connector Style	Receptacle
Connector System	Wire-to-Board
Sealable	No
Connector & Contact Terminates To	Printed Circuit Board

Configuration Features

Number of Positions	2
---------------------	---

Contact Features

Contact Current Rating (Max)	7.5 A
------------------------------	-------

Termination Features

Termination Method to Printed Circuit Board	Surface Mount
---	---------------

Mechanical Attachment

Connector Mounting Type	Board Mount
-------------------------	-------------

Housing Features

Centerline (Pitch)	.16 mm[4 in]
--------------------	--------------

Dimensions

Connector Height	.23 mm[5.8 in]
------------------	----------------



Wire Size 20 – 18 AWG

Usage Conditions

Operating Temperature Range -40 – 105 °C[-40 – 221 °F]

Operation/Application

Circuit Application Power

Product Compliance

[For compliance documentation, visit the product page on TE.com>](#)

EU RoHS Directive 2011/65/EU	Compliant
EU ELV Directive 2000/53/EC	Compliant
China RoHS 2 Directive MIIT Order No 32, 2016	No Restricted Materials Above Threshold
EU REACH Regulation (EC) No. 1907/2006	Current ECHA Candidate List: JAN 2022 (223) Candidate List Declared Against: JAN 2022 (223) Does not contain REACH SVHC
Halogen Content	Low Halogen - Br, Cl, F, I < 900 ppm per homogenous material. Also BFR/CFR/PVC Free
Solder Process Capability	Wave solder capable to 265°C

Product Compliance Disclaimer


This information is provided based on reasonable inquiry of our suppliers and represents our current actual knowledge based on the information they provided. This information is subject to change. The part numbers that TE has identified as EU RoHS compliant have a maximum concentration of 0.1% by weight in homogenous materials for lead, hexavalent chromium, mercury, PBB, PBDE, DBP, BBP, DEHP, DIBP, and 0.01% for cadmium, or qualify for an exemption to these limits as defined in the Annexes of Directive 2011/65/EU (RoHS2). Finished electrical and electronic equipment products will be CE marked as required by Directive 2011/65/EU. Components may not be CE marked. Additionally, the part numbers that TE has identified as EU ELV compliant have a maximum concentration of 0.1% by weight in homogenous materials for lead, hexavalent chromium, and mercury, and 0.01% for cadmium, or qualify for an exemption to these limits as defined in the Annexes of Directive 2000/53/EC (ELV). Regarding the REACH Regulation, the information TE provides on SVHC in articles for this part number is based on the latest European Chemicals Agency (ECHA) 'Guidance on requirements for substances in articles' posted at this URL: <https://echa.europa.eu/guidance-documents/guidance-on-reach>

Compatible Parts




TE Part # 1-2106003-2
Connector, SMT-IDC, 2 POS, 20 AWG

Also in the Series | Insulation Displacement Connectors Closed End



Ballast Connectors(23)



PCB Headers & Receptacles(1)



Poke-In Connectors(66)

Customers Also Bought



TE Part #2-100103-6
26P.A/L.STRAIN REL.



TE Part #5103309-2
A/L LOW PRO HDR 14P VERT BLACK



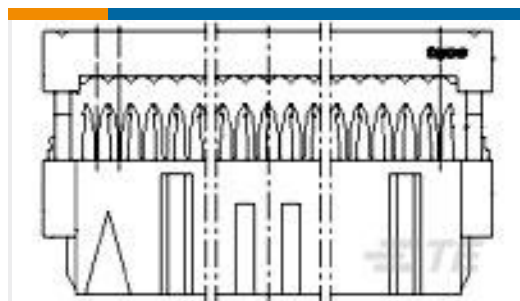
TE Part #5103309-1
A/L LOW PRO HDR 10P VERT BLACK



TE Part #1734035-2
MINI USB, TYPE B, R/A, SMT



TE Part #1-2129458-1
DC Power Jack Conn DIP type 10.7A



TE Part #2-215882-6
26 WAY GREY MK II RECP



TE Part #3-2106431-2
Connector, SMT-IDC PASS THRU, 2 POS, 24



TE Part #1624112-6
3650 0603 39nH 5% 2K RL



TE Part #2-2176337-7
CRGCO 0402 1K5 1%



TE Part #3-1825059-7
ADF08S04=DIP SWT,FLUSH,SMT-GW



Documents

Product Drawings

[Connector, SMT-IDC PASS THRU, 2 POS, 20](#)

English

CAD Files

[3D PDF](#)

3D

Customer View Model

[ENG_CVM_CVM_1-2106431-2_B.2d_dxf.zip](#)

English

Customer View Model

[ENG_CVM_CVM_1-2106431-2_B.3d_igs.zip](#)

English

Customer View Model

[ENG_CVM_CVM_1-2106431-2_B.3d_stp.zip](#)

English

By downloading the CAD file I accept and agree to the [Terms and Conditions](#) of use.

Datasheets & Catalog Pages

[IDC_SSL_CONNECTOR](#)

English

Product Specifications

[Application Specification](#)

English

Agency Approvals

[Agency Approval Document](#)

English