



LUMAWISE | Insulation Displacement Connectors Closed End

TE Internal #: 1-2106003-2

Insulation Displacement Connectors Closed End, Poke-In Connectors, Wire-to-Board, 2 Position, 4 in [.16 mm] Centerline, Printed Circuit Board

[View on TE.com >](#)

Connectors > Lighting Connectors > Poke-In Connectors



Connector System: **Wire-to-Board**

Number of Positions: **2**

Centerline (Pitch): **.16 mm [4 in]**

Sealable: **No**

Connector & Contact Terminates To: **Printed Circuit Board**

Features

Product Type Features

Connector Type	Connector Assembly
Connector Style	Receptacle
Connector System	Wire-to-Board
Sealable	No
Connector & Contact Terminates To	Printed Circuit Board

Configuration Features

Number of Positions	2
---------------------	---

Contact Features

Contact Current Rating (Max)	7.5 A
------------------------------	-------

Termination Features

Termination Method to Printed Circuit Board	Surface Mount
---	---------------

Mechanical Attachment

Connector Mounting Type	Board Mount
-------------------------	-------------

Housing Features

Centerline (Pitch)	.16 mm[4 in]
--------------------	--------------

Dimensions

Connector Height	.23 mm[5.8 in]
------------------	----------------

Wire Size 20 – 18 AWG

Usage Conditions

Operating Temperature Range -40 – 105 °C[-40 – 221 °F]

Operation/Application

Circuit Application Power

Product Compliance

[For compliance documentation, visit the product page on TE.com>](#)

EU RoHS Directive 2011/65/EU	Compliant with Exemptions
EU ELV Directive 2000/53/EC	Compliant
China RoHS 2 Directive MIIT Order No 32, 2016	Restricted Materials Above Threshold
EU REACH Regulation (EC) No. 1907/2006	Current ECHA Candidate List: JAN 2022 (223) Candidate List Declared Against: JAN 2021 (211) SVHC > Threshold: Not Yet Reviewed
Halogen Content	Not Low Halogen - contains Br or Cl > 900 ppm.
Solder Process Capability	Wave solder capable to 265°C

Product Compliance Disclaimer

This information is provided based on reasonable inquiry of our suppliers and represents our current actual knowledge based on the information they provided. This information is subject to change. The part numbers that TE has identified as EU RoHS compliant have a maximum concentration of 0.1% by weight in homogenous materials for lead, hexavalent chromium, mercury, PBB, PBDE, DBP, BBP, DEHP, DIBP, and 0.01% for cadmium, or qualify for an exemption to these limits as defined in the Annexes of Directive 2011/65/EU (RoHS2). Finished electrical and electronic equipment products will be CE marked as required by Directive 2011/65/EU. Components may not be CE marked. Additionally, the part numbers that TE has identified as EU ELV compliant have a maximum concentration of 0.1% by weight in homogenous materials for lead, hexavalent chromium, and mercury, and 0.01% for cadmium, or qualify for an exemption to these limits as defined in the Annexes of Directive 2000/53/EC (ELV). Regarding the REACH Regulation, the information TE provides on SVHC in articles for this part number is based on the latest European Chemicals Agency (ECHA) 'Guidance on requirements for substances in articles' posted at this URL: <https://echa.europa.eu/guidance-documents/guidance-on-reach>

Compatible Parts




TE Part # 1-2106431-2
Connector, SMT-IDC PASS THRU, 2 POS, 20




TE Part # 5-2106003-2
Connector, SMT-IDC, 2 POS, 20 AWG, BLK

Also in the Series | Insulation Displacement Connectors Closed End



Ballast Connectors(23)



PCB Headers & Receptacles(1)




Poke-In Connectors(66)

Customers Also Bought




TE Part #640453-8
08P MTA100 HDR ASSY SQ R/A



TE Part #2178415-1
MJ,RJ45,SMT,SHLD



TE Part #350711-4
06P UMNL PIN HDR ASSY 94VO LF



TE Part #2-6339191-1
MJ,RJ4,5SM,TSHLD,LED (G/O)



TE Part #1-1393194-3
T77S1D3-05



TE Part #171826-2
2POS POST HEADER ASSY



TE Part #5-104071-4
20 SYSTEM 50 HDR SRST SHRD SN



TE Part #3-644615-3
03P MTA156 POL HDR ASSY LF



TE Part #6609064-1
1EOP M0=F7687A



Documents

Product Drawings

[Connector, SMT-IDC, 2 POS, 20 AWG](#)

English

CAD Files

[3D PDF](#)

3D

Customer View Model

[ENG_CVM_CVM_1-2106003-2_B.2d_dxf.zip](#)

English

Customer View Model

[ENG_CVM_CVM_1-2106003-2_B.3d_igs.zip](#)

English

Customer View Model

[ENG_CVM_CVM_1-2106003-2_B.3d_stp.zip](#)

English

By downloading the CAD file I accept and agree to the [Terms and Conditions](#) of use.

Datasheets & Catalog Pages

[IDC_SSL_CONNECTOR](#)

English

Product Specifications

[Application Specification](#)

English

Agency Approvals

[Agency Approval Document](#)

English