

1-1414552-0 ✓ ACTIVE

Power Relay F A

TE Internal #: 1-1414552-0

Power Relay F A, Mini Relays, 12 VDC Coil Voltage, 30 – 50 A, 1 Form C (CO), Rp 680Ω, Plug-In, 114 Ω Coil Resistance, Mounting Brackets

[View on TE.com >](#)



Relays, Contactors & Switches > Relays > Automotive Relays > Automotive Plug-In Relays > Mini Relays



Rated Coil Voltage: **12 VDC**

Mini Relay Contact Current Class: **30 – 50 A**

Mini Relay Contact Arrangement: **1 Form C (CO)**

Coil Suppression: **Rp 680Ω**

Mini Relay Mounting Type: **Plug-In**

Features

Product Type Features

| | |
|------------|------------------|
| Relay Type | Power Relay F4 A |
|------------|------------------|

Electrical Characteristics

| | |
|--|----------------|
| Current Rating (85°C) | 60 A |
| Coil Power Rating Class | 1 – 1.5 W W |
| Contact Limiting Short-Time Current | 240 A |
| Insulation Initial Dielectric Between Contacts and Coil | 500 Vrms |
| Insulation Initial Dielectric Between Coil/Contact Class | 0 – 500 V |
| Insulation Initial Dielectric Between Open Contacts | 500 Vrms |
| Coil Magnetic System | Monostable, DC |
| Contact Limiting Making Current | 120 A |
| Coil Power Rating (DC) | 1300 mW |
| Contact Limiting Continuous Current | 60 A |
| Rated Voltage | 12 VDC |
| Contact Limiting Breaking Current | 60 A |
| Contact Switching Load (Min) | 1000mA @ 5VDC |
| Rated Coil Voltage | 12 VDC |
| Coil Suppression | Rp 680Ω |
| Mini Relay Coil Resistance | 114 Ω |



Body Features

| | |
|--------|--------------|
| Weight | 60 g[2.1 oz] |
|--------|--------------|

Contact Features

| | |
|----------------------------------|------------------------|
| Terminal Type | Plug-In, Quick Connect |
| Contact Base Material | Silver Alloy |
| Mini Relay Contact Current Class | 30 – 50 A |
| Mini Relay Contact Arrangement | 1 Form C (CO) |

Mechanical Attachment

| | |
|--------------------------|---------|
| Mini Relay Mounting Type | Plug-In |
|--------------------------|---------|

Dimensions

| | |
|---------------------------|--------------------|
| Width Class (Mechanical) | 30 – 40 mm |
| Height | 54.2 mm[2.133 in] |
| Length | 32.41 mm[1.276 in] |
| Length Class (Mechanical) | 30 – 35 mm |
| Width | 35.2 mm[1.386 in] |
| Height Class (Mechanical) | >50mm |

Usage Conditions

| | |
|---|----------------|
| Environmental Ambient Temperature Class | 105 – 125°C |
| Environmental Ambient Temperature (Max) | 125 °C[257 °F] |

Other

| | |
|-------------------|------|
| Mounting Brackets | With |
|-------------------|------|

Product Compliance

[For compliance documentation, visit the product page on TE.com>](#)

| | |
|---|---|
| EU RoHS Directive 2011/65/EU | Compliant |
| EU ELV Directive 2000/53/EC | Compliant |
| China RoHS 2 Directive MIIT Order No 32, 2016 | No Restricted Materials Above Threshold |
| EU REACH Regulation (EC) No. 1907/2006 | Current ECHA Candidate List: JAN 2022 (223) Candidate List Declared Against: JAN 2021 (211) SVHC > Threshold: Not Yet Reviewed |
| Halogen Content | Low Halogen - Br, Cl, F, I < 900 ppm per |

homogenous material. Also BFR/CFR/PVC Free

Solder Process Capability

Not applicable for solder process capability

Product Compliance Disclaimer

This information is provided based on reasonable inquiry of our suppliers and represents our current actual knowledge based on the information they provided. This information is subject to change. The part numbers that TE has identified as EU RoHS compliant have a maximum concentration of 0.1% by weight in homogenous materials for lead, hexavalent chromium, mercury, PBB, PBDE, DBP, BBP, DEHP, DIBP, and 0.01% for cadmium, or qualify for an exemption to these limits as defined in the Annexes of Directive 2011/65/EU (RoHS2). Finished electrical and electronic equipment products will be CE marked as required by Directive 2011/65/EU. Components may not be CE marked. Additionally, the part numbers that TE has identified as EU ELV compliant have a maximum concentration of 0.1% by weight in homogenous materials for lead, hexavalent chromium, and mercury, and 0.01% for cadmium, or qualify for an exemption to these limits as defined in the Annexes of Directive 2000/53/EC (ELV). Regarding the REACH Regulation, the information TE provides on SVHC in articles for this part number is based on the latest European Chemicals Agency (ECHA) 'Guidance on requirements for substances in articles' posted at this URL: <https://echa.europa.eu/guidance-documents/guidance-on-reach>

Also in the Series | Power Relay F A



Maxi Relays(2)



Mini Relays(11)

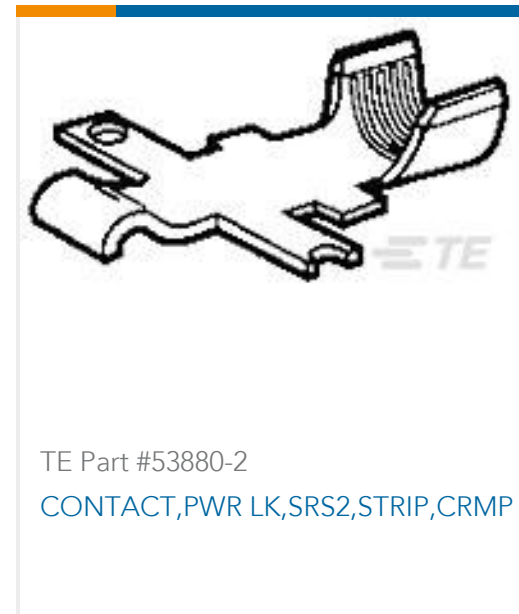
Customers Also Bought



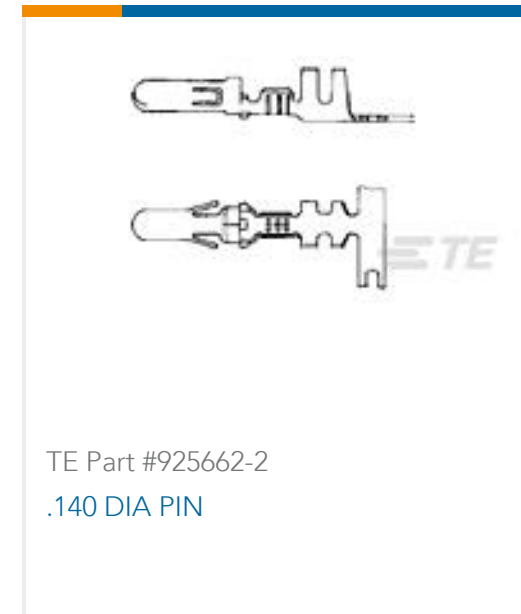
TE Part #1416010-1
V23132A2001B200



TE Part #962936-1
MPT REC 9.5 Contact SWS Sn



TE Part #53880-2
CONTACT,PWR LK,SRS2,STRIP,CRMP



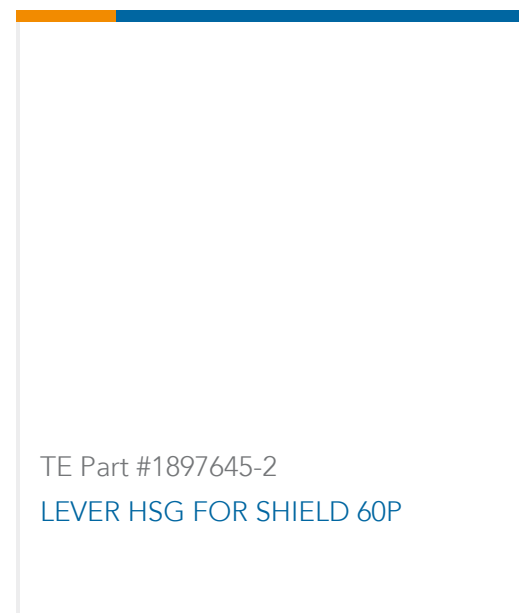
TE Part #925662-2
.140 DIA PIN



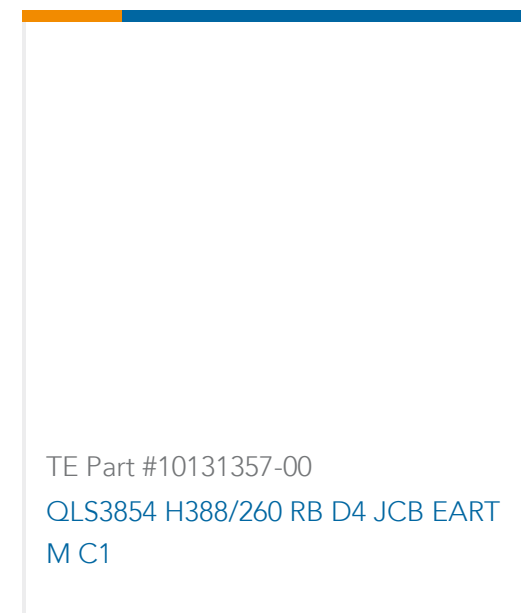
TE Part #61253-1
AUTO MNL .156 PIN L/P



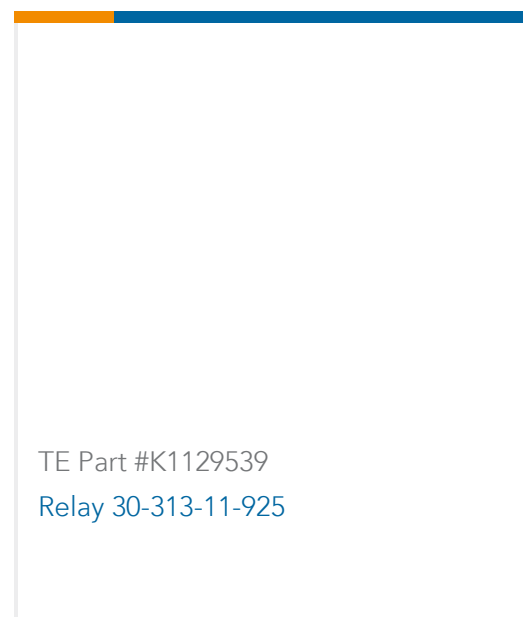
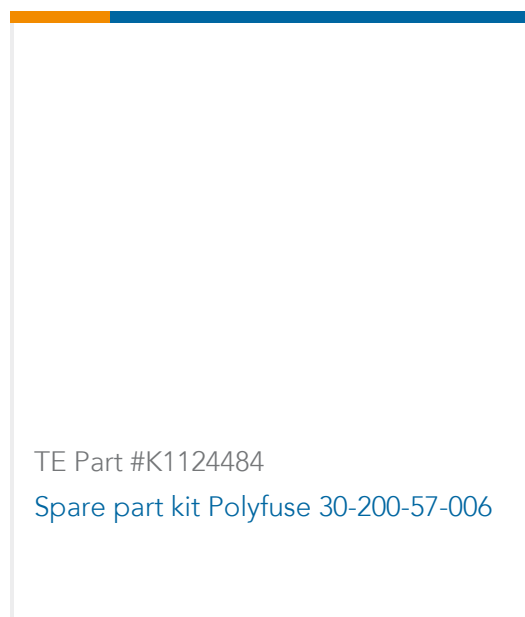
TE Part #5-965907-5
MQS SOCKET CONTACT SWS



TE Part #1897645-2
LEVER HSG FOR SHIELD 60P



TE Part #10131357-00
QLS3854 H388/260 RB D4 JCB EART
M C1



Documents

CAD Files

3D PDF

3D

Customer View Model

[ENG_CVM_CVM_1-1414552-0_O.2d_dxf.zip](#)

English

Customer View Model

[ENG_CVM_CVM_1-1414552-0_O.3d_igs.zip](#)

English

Customer View Model

[ENG_CVM_CVM_1-1414552-0_O.3d_stp.zip](#)

English

By downloading the CAD file I accept and agree to the [Terms and Conditions](#) of use.

Datasheets & Catalog Pages

Automotive Relay Application Notes

English

Shrouded Power Relay F4 A, Mini ISO, Plug-In

English

Product Specifications

Definitions, Handling, Processing, Testing and Use of Relays

English