

1-1414286-0 ✓ ACTIVE



## Power Relay F

TE Internal #: 1-1414286-0

Maxi Relays, 12 VDC Coil Voltage, Diode (Cathode 86)., Plug-In, Monostable, DC, 90  $\Omega$  Coil Resistance, Power Relay F

[View on TE.com >](#)

Relays, Contactors & Switches > Relays > Automotive Relays > Automotive Plug-In Relays > Maxi Relays



Rated Coil Voltage: **12 VDC**

Maxi Relay Contact Current Class: **>50A**

Coil Suppression: **Diode (Cathode 86).**

Maxi Relay Mounting Type: **Plug-In**

Maxi Relay Coil Magnetic System: **Monostable, DC**

## Features

### Product Type Features

Relay Type	Power Relay F7
------------	----------------

### Electrical Characteristics

Coil Power Rating Class	>1.5W
Current Rating (85°C)	70 A
Contact Limiting Short-Time Current	300 A
Insulation Initial Dielectric Between Contacts and Coil	500 Vrms
Insulation Initial Dielectric Between Coil/Contact Class	0 – 500 V
Coil Power Rating (DC)	1600 mW
Insulation Initial Dielectric Between Open Contacts	500 Vrms
Contact Limiting Making Current	240 A
Contact Limiting Continuous Current	70 A
Rated Voltage	24 VDC
Contact Limiting Breaking Current	70 A
Contact Switching Load (Min)	1000mA @ 5VDC
Rated Coil Voltage	12 VDC
Coil Suppression	Diode (Cathode 86).
Maxi Relay Coil Magnetic System	Monostable, DC
Maxi Relay Coil Resistance	90 $\Omega$

### Body Features



Weight	38 g[1.3 oz]
--------	--------------

### Contact Features

Terminal Type	Plug-In, Quick Connect
Contact Arrangement	1 Form A (NO)
Contact Base Material	Silver Alloy
Maxi Relay Contact Current Class	>50A

### Mechanical Attachment

Maxi Relay Mounting Type	Plug-In
--------------------------	---------

### Dimensions

Width Class (Mechanical)	25 – 30 mm
Length Class (Mechanical)	25 – 30 mm
Height Class (Mechanical)	25 – 30 mm
Width	25.9 mm[1.031 in]
Length	25.9 mm[1.031 in]
Height	24.9 mm[.98 in]

### Usage Conditions

Environmental Ambient Temperature (Max)	125 °C[257 °F]
Environmental Ambient Temperature Class	105 – 125°C

### Other

Mounting Brackets	Without
-------------------	---------

### Product Compliance

[For compliance documentation, visit the product page on TE.com>](#)

EU RoHS Directive 2011/65/EU	Compliant with Exemptions
EU ELV Directive 2000/53/EC	Compliant with Exemptions
China RoHS 2 Directive MIIT Order No 32, 2016	Restricted Materials Above Threshold
EU REACH Regulation (EC) No. 1907/2006	Current ECHA Candidate List: JAN 2022 (223) Candidate List Declared Against: JAN 2022 (223) SVHC > Threshold: Pb (.39% in solder) <b>Article Safe Usage Statements:</b> Do not eat, drink or smoke when using this product. Wash thoroughly after handling. Recycle if possible and dispose of the article by following all applicable governmental regulations relevant to your geographic location.
Halogen Content	Low Halogen - Br, Cl, F, I < 900 ppm per



homogenous material. Also BFR/CFR/PVC Free

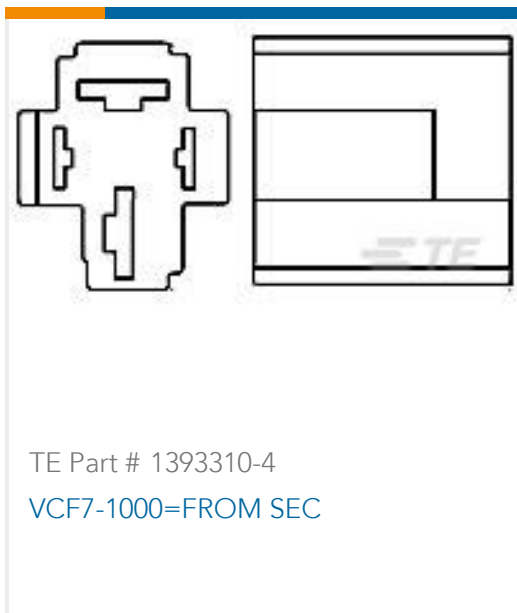
Solder Process Capability

Not applicable for solder process capability


Product Compliance Disclaimer

This information is provided based on reasonable inquiry of our suppliers and represents our current actual knowledge based on the information they provided. This information is subject to change. The part numbers that TE has identified as EU RoHS compliant have a maximum concentration of 0.1% by weight in homogenous materials for lead, hexavalent chromium, mercury, PBB, PBDE, DBP, BBP, DEHP, DIBP, and 0.01% for cadmium, or qualify for an exemption to these limits as defined in the Annexes of Directive 2011/65/EU (RoHS2). Finished electrical and electronic equipment products will be CE marked as required by Directive 2011/65/EU. Components may not be CE marked. Additionally, the part numbers that TE has identified as EU ELV compliant have a maximum concentration of 0.1% by weight in homogenous materials for lead, hexavalent chromium, and mercury, and 0.01% for cadmium, or qualify for an exemption to these limits as defined in the Annexes of Directive 2000/53/EC (ELV). Regarding the REACH Regulation, the information TE provides on SVHC in articles for this part number is based on the latest European Chemicals Agency (ECHA) 'Guidance on requirements for substances in articles' posted at this URL: <https://echa.europa.eu/guidance-documents/guidance-on-reach>

### Compatible Parts



### Also in the Series | Power Relay F



### Customers Also Bought



TE Part #1-1579007-6  
EXTRACTION TOOL



TE Part #1-1579007-1  
EXTRACTION TOOL



TE Part #HDP24-24-47SE-L017  
DEUTSCH HDP20 HOUSINGS



TE Part #1718328-1  
FIXING SLIDE



TE Part #1-968855-1  
AMP MCP 2.8, CONTACT SWS



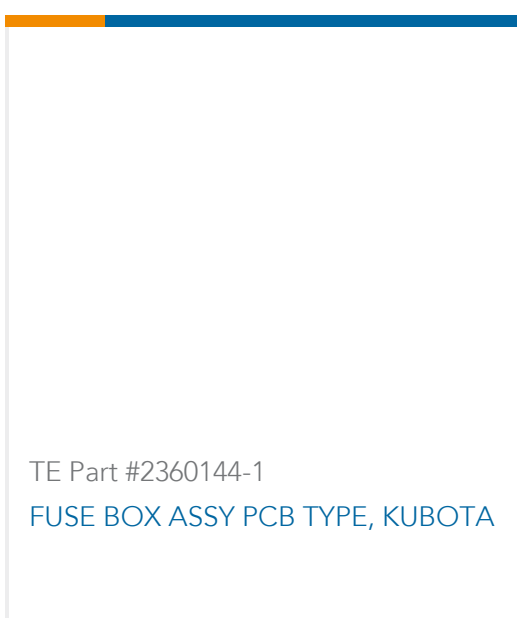
TE Part #K1148595  
Battery Disconnecter 35-511-130-R-A-900



TE Part #4-1904124-4  
V23074H1005A502-EV-CBOX



TE Part #9-1904105-7  
V23074A2001A403-SZ-CBOX



TE Part #2360144-1  
FUSE BOX ASSY PCB TYPE, KUBOTA

## Documents

### CAD Files

#### Customer View Model

[ENG\\_CVM\\_CVM\\_1-1414286-0\\_B.2d\\_dxf.zip](#)

English

### 3D PDF

3D

#### Customer View Model

[ENG\\_CVM\\_CVM\\_1-1414286-0\\_B.3d\\_igs.zip](#)

English

#### Customer View Model

[ENG\\_CVM\\_CVM\\_1-1414286-0\\_B.3d\\_stp.zip](#)

English

By downloading the CAD file I accept and agree to the [Terms and Conditions](#) of use.

### Datasheets & Catalog Pages

#### Automotive Relay Application Notes

English

#### Power Relay F7 / VF7, Maxi ISO, Plug-In

English



---

## Product Specifications

### Definitions, Handling, Processing, Testing and Use of Relays

English