

# Customer Information Sheet

DRAWING No.: Z80-280

SHEET 2 OF 2

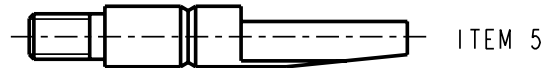
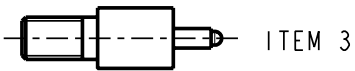
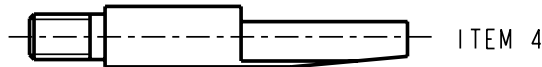
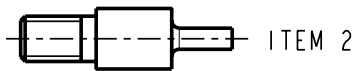

IF IN DOUBT - ASK

©

NOT TO SCALE

THIRD ANGLE PROJECTION

ALL DIMENSIONS IN mm



NOTES:  
1. FOR INSTRUCTION SPECIFICATIONS  
SEE INSTRUCTION SHEET IS-25.

ITEM NUMBER	PART NUMBER	DESCRIPTION
1	M80-043	CONTACT INSERTION/EXTRACTION TOOL HOLDER
2	TD2195	MALE CONTACT EXTRACTION TOOL
3	M80-044	FEMALE CONTACT EXTRACTION TOOL
4	TD2294	CONTACT INSERTION TOOL (FOR INSULATION UP TO $\varnothing 0.09\text{mm}$ )
5	TD2295	CONTACT INSERTION TOOL (FOR INSULATION $\varnothing 0.9$ TO $\varnothing 1.1\text{mm}$ )

RA	3	26.11.08	10213
NAME	ISS.	DATE	C/NOTE
APPROVED:		R. ADDE	
CHECKED:		M.G. PLESTED	
DRAWN:		N. CODLING	
CUSTOMER REF.:			
ASSEMBLY DRG:			

## HARWIN

HARWIN USA  
TEL: 603 893 5376  
FAX: 603 893 5396  
mis@harwin.com

HARWIN Europe (UK)  
TEL: 023 9231 4545  
FAX: 023 9231 4590  
mis@harwin.co.uk

HARWIN Asia  
TEL: +65 6 779 4909  
FAX: +65 6 779 3868  
mis@harwin.com.sg

THIS DRAWING AND ANY INFORMATION OR DESCRIPTIVE MATTER SET OUT HEREON ARE CONFIDENTIAL AND COPYRIGHT PROPERTY OF THE HARWIN GROUP AND MUST NOT BE DISCLOSED, LOANED, COPIED OR USED FOR MANUFACTURING, TENDERING OR FOR ANY OTHER PURPOSE WITHOUT THEIR WRITTEN PERMISSION.

TOLERANCES  
X. =  $\pm 1\text{mm}$   
X.X =  $\pm 0.25\text{mm}$   
X.XX =  $\pm 0.10\text{mm}$   
X.XXX =  $\pm 0.01\text{mm}$   
ANGLES =  $\pm 5^\circ$   
UNLESS STATED

MATERIAL:  
SEE ABOVE  
FINISH:  
S/AREA: mm<sup>2</sup>

TITLE:  
DATAMATE CRIMP CONTACT  
INSERTION/REMOVAL TOOL KIT  
DRAWING NUMBER:  
**Z80-280**  
SHT  
2 OF 2