

PRODUKTINFORMATION



HÄMTFAX
08-580 941 14



FAX ON DEMAND
+46 8 580 941 14



INTERNET
<http://www.elfa.se>

TEKNISK INFORMATION 020-75 80 20 ORDERTEL 020-75 80 00 ORDERFAX 020-75 80 10

TECHNICAL INFORMATION +46 8 580 941 15 ORDERPHONE +46 8 580 941 01 ORDERFAX +46 8 580 941 11

— Vi reserverar oss mot fel samt förbehåller oss rätten till ändringar utan föregående meddelande —

ELFA artikelnr.
56-550-55 PE65612 Trafo digit överf

Antal sidor: 03

TRANSFORMERS FOR DIGITAL AUDIO DATA TRANSMISSION

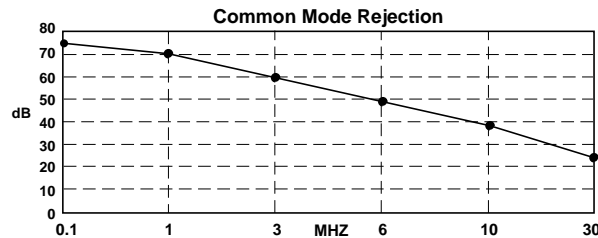
For Use with Crystal Semiconductor's CS8401, CS8402 for ICs



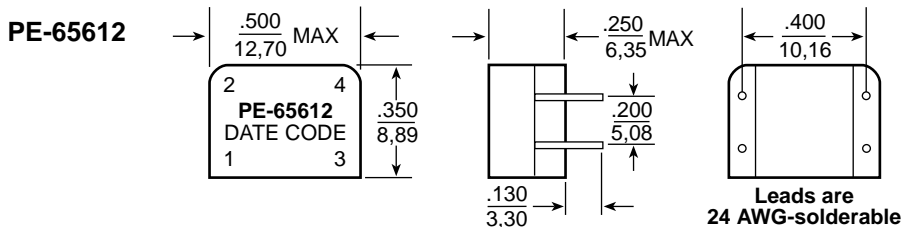
- Operating transmission rates: 1 to 7 Mbps
- Controlled rise time: 25 nsec max
- High isolation voltage: 2 kV min

Electrical Specifications @ 25°C — Operating Temperature 0°C to 70°C

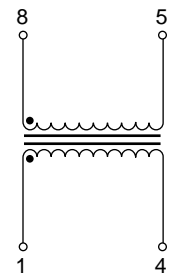
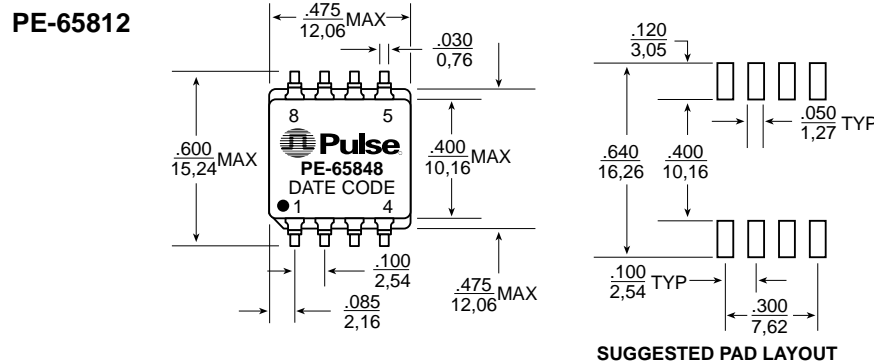
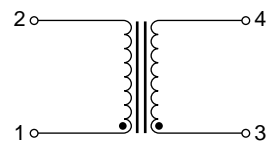
Part Number	Turns Ratio (±5%)	Primary Inductance (mH ±20%)	L _L (μH) MAX	Rise Time (nsec) MAX	ET (V-μsec) MAX	Isolation (Vrms) MIN	Bandwidth (100 KHz- 55 MHz) TYP	Return Loss (100 kHz-10MHz) MIN	Schematic
PE-65612	1:1	2.5	.50	25	20	2000	3 dB	22 dB	THT
PE-65812	1:1	2.5	.50	25	20	2000	3 dB	22 dB	SMT



Mechanicals



Schematics



	PE-65612	PE-65812
Weight1.2 grams2.0 grams
Tape & ReelNA250/reel
Tube60/tube30/tube
Dimensions:	Inches / mm	
	Unless otherwise specified all tolerances are ±.010 / 0,25	

TRANSFORMERS FOR DIGITAL AUDIO DATA TRANSMISSION

For Use with Crystal Semiconductor's CS8401, CS8402 for ICs



Application

These transformers have been designed for use at the interface between line driver and receiver and the interconnecting medium in Digital Audio Data Transmission Systems according to AES 3-199X or IEC 958. In such systems, two channels of periodically sampled and uniformly quantized audio signals are transmitted on a single shielded twisted pair.

The electrical parameters of the interface are based on those of CCITT V.11 or balanced voltage digital circuits which allow signal transmission up to a few hundred meters.

Applicable Documents

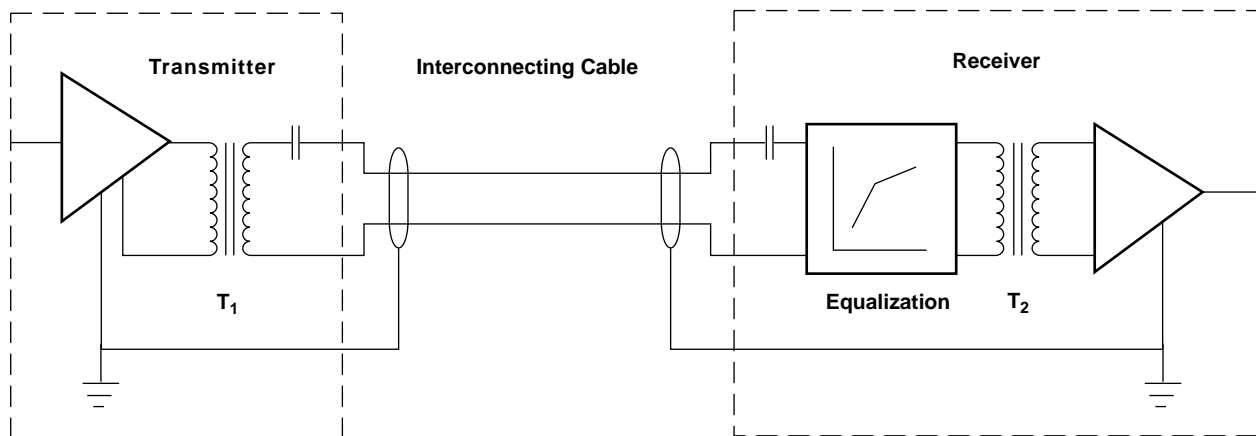
AES 3-1985 (ANSI S4.40-1985), AES 3-199XDraft, IEC 958, CP-340, EBU 3250

The isolation transformers are essential in improving the balance of the transmitter and the receiver circuitry, and reducing common mode noise and EMI.

These transformers are recommended for use with the Crystal Semiconductor CS8401/2 "Digital Audio Interface Transmit Device."

The schematic below represents an implementation of transmit and receive circuits using isolation transformers at both ends. Equalization in the receiver may permit to increase the length of the interconnecting cable.

Application Circuit



T₁, T₂: PE-65612 or PE-65812

For More Information :

Corporate

12220 World Trade Drive
San Diego, CA 92128
Tel: 619 674 8100
FAX: 619 674 8262
<http://www.pulseeng.com>
Quick-Facts: 619 674 9672

Europe

Dunmore Road
Tuam
County Galway
Ireland
Tel: 353 93 24107
FAX: 353 93 24459

Asia

Block 3027
Ubi Road 1
#03-120
Singapore 408720
Tel: 65 741 5227
FAX: 65 741 3013

Distributor

Performance warranty of products offered on this data sheet is limited to the parameters specified. Data is subject to change without notice. CS8401 and CS8402 are trademarks of Crystal Semiconductor Corporation.