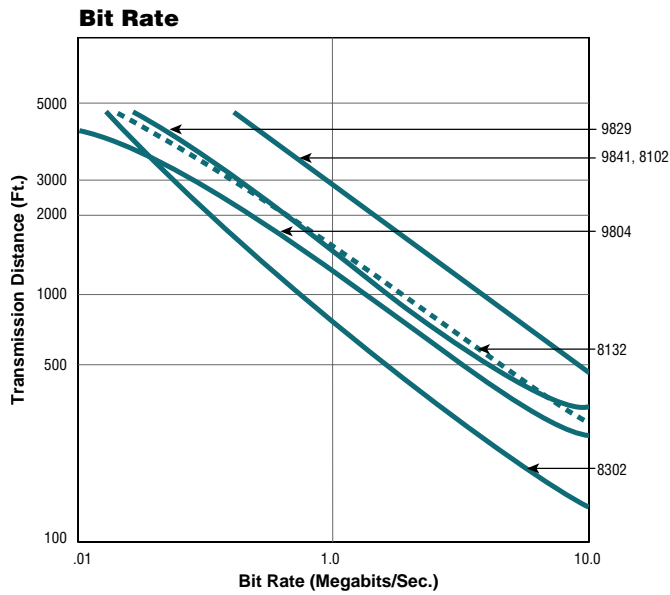
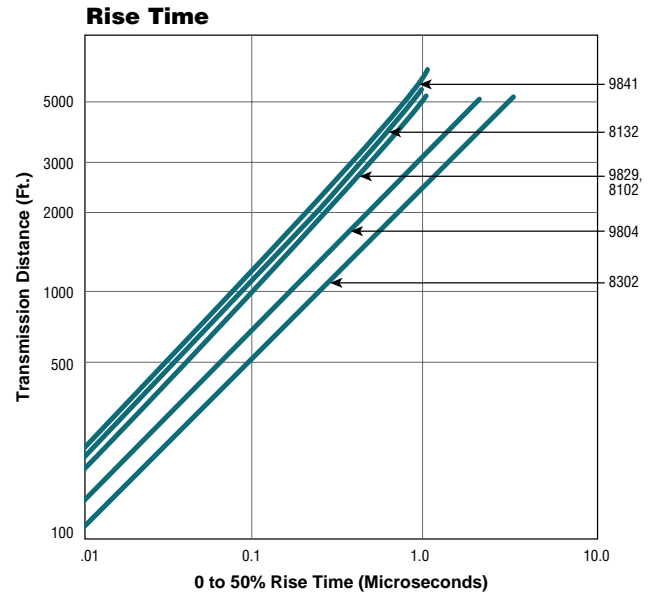
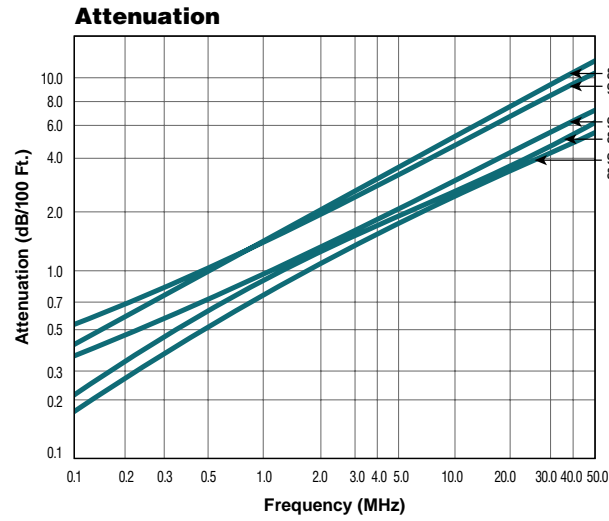


# Overall Foil/Braid Shield

## Cable Characteristics




# Overall Foil/Braid Shield

Low-Capacitance Computer Cables for EIA RS-485 Applications  
Plenum-Rated and Non-Plenum




Description	Part No.	UL NEC/ C(UL) CEC Type	No. of Pairs	Color Code	Standard Lengths		Standard Unit Weight		Nom. DCR		Nominal OD		Nom. Imp. (Ω)	Nom. Vel. of Prop.	Nom. Capacitance			
					Ft.	m	Lbs.	kg	Cond.	Shield	Inch	mm			* pF/ Ft.	* pF/ m	** pF/ Ft.	** pF/ m

**24 AWG Stranded (7x32) • Tinned Copper • Twisted Pairs • Overall 100% Beldfoil® + 90% TC Braid Shield • 24 AWG Stranded TC Drain Wire**

**Polyethylene Insulation • Chrome PVC Jacket**

 <p>UL AWM Style 2919 (30V 80°C)</p>	<b>9841</b>	NEC:	1	See	100	30.5	4.8	2.2	24.0Ω/M'	3.4Ω/M'	.232	5.89	120	66%	12.8	42.0	23.0	75.5		
		CM		Chart 5	500	152.4	20.0	9.1	78.7Ω/km	11.0Ω/km	For Plenum versions of 9841, see 82841 or 89841.									
		CEC:		(Tech Info	1000	304.8	40.0	18.2												
		CM		Section)																
	<b>9842</b>	NEC:	2	See	100	30.5	5.8	2.6	24.0Ω/M'	2.2Ω/M'	.340	8.64	120	66%	12.8	42.0	23.0	75.5		
		CM		Chart 5	500	152.4	29.5	13.4	78.7Ω/km	7.2Ω/km	For Plenum versions of 9842, see 82842.									
		CEC:		(Tech Info	1000	304.8	57.0	25.9												
		CM		Section)																
	<b>9843</b>	NEC:	3	See	100	30.5	7.1	3.2	24.0Ω/M'	2.3Ω/M'	.360	9.14	120	66%	12.8	42.0	23.0	75.5		
		CM		Chart 5	500	152.4	34.5	15.7	78.7Ω/km	7.7Ω/km										
		CEC:		(Tech Info	1000	304.8	67.0	30.5												
		CM		Section)																
	<b>9844</b>	NEC:	4	See	500	152.4	43.0	19.5	24.0Ω/M'	2.1Ω/M'	.390	9.91	120	66%	12.8	42.0	23.0	75.5		
		CM		Chart 5	1000	304.8	83.0	37.7	78.7Ω/km	6.9Ω/km										
		CEC:		(Tech Info																
		CM		Section)																

**Plenum • Foam FEP Insulation • Natural Flamarrest® Jacket**

 <p>300V RMS</p>	<b>82841</b> <small>new</small>	NEC:	1	See	500	152.4	16.0	7.3	24.0Ω/M'	3.1Ω/M'	.204	5.18	120	76%	12	39.4	22	72.2
		CMP		Chart 5	1000	304.8	28.0	12.7	78.7Ω/km	10.2Ω/km								
		CEC:	(Tech Info															
		CMP FT6	Section)															
 <p>300V RMS</p>	<b>82842</b> <small>new</small>	NEC:	2	See	500	152.4	21.0	9.5	24.0Ω/M'	2.4Ω/M'	.273	6.93	120	76%	12	39.4	22	72.2
		CMP		Chart 5	1000	304.8	42.0	19.1	78.7Ω/km	7.9Ω/km								
		CEC:	(Tech Info															
		CMP FT6	Section)															
 <p>300V RMS</p>	<b>89841</b> <small>new</small>	NEC:	1	See	500	152.4	15.5	7.0	24.0Ω/M'	3.1Ω/M'	.202	5.13	120	76%	12	39.4	22	72.2
		CMP		Chart 5	1000	304.8	29.0	13.2	78.7Ω/km	10.2Ω/km								
		CEC:	(Tech Info															
		CMP FT6	Section)															

DCR = DC Resistance • TC = Tinned Copper

\*Capacitance between conductors.

\*\*Capacitance between one conductor and other conductors connected to shield.



# Belden® Color Code Charts

## Color Code Chart No. 1

Cond. No.	Color
1	Black
2	White
3	Red
4	Green
5	Brown
6	Blue
7	Orange
8	Yellow
9	Purple
10	Gray
11	Pink
12	Tan

18 Gage conductors in cables 8446 through 8449 are Black and White.

## Color Code Chart Nos. 2 and 2R — ICEA (Insulated Cable Engineers Association) Standard\*

Cond. No.	Color
1	Black
2	White
3	Red
4	Green
5	Orange
6	Blue
7	White/Black Stripe
8	Red/Black Stripe
9	Green/Black Stripe
10	Orange/Black Stripe
11	Blue/Black Stripe
12	Black/White Stripe
13	Red/White Stripe

Cond. No.	Color
14	Green/White Stripe
15	Blue/White Stripe
16	Black/Red Stripe
17	White/Red Stripe
18	Orange/Red Stripe
19	Blue/Red Stripe
20	Red/Green Stripe
21	Orange/Green Stripe
22	Black/White/Red
23	White/Black/Red
24	Red/Black/White
25	Green/Black/White
26	Orange/Black/White

Cond. No.	Color
27	Blue/Black/White
28	Black/Red/Green
29	White/Red/Green
30	Red/Black/Green
31	Green/Black/Orange
32	Orange/Black/Green
33	Blue/White/Orange
34	Black/White/Orange
35	White/Red/Orange
36	Orange/White/Blue
37	White/Red/Blue
38	Black/White/Green
39	White/Black/Green

Cond. No.	Color
40	Red/White/Green
41	Green/White/Blue
42	Orange/Red/Green
43	Blue/Red/Green
44	Black/White/Blue
45	White/Black/Blue
46	Red/White/Blue
47	Green/Orange/Red
48	Orange/Red/Blue
49	Blue/Orange/Red
50	Black/Orange/Red

\* 2 = Spiral Stripe  
2R = Ring Band Striping

## Color Code Chart No. 3 for Paired Cables (Belden Standard)

Pair No.	Color Combination
1	Black & Red
2	Black & White
3	Black & Green
4	Black & Blue
5	Black & Yellow
6	Black & Brown
7	Black & Orange
8	Red & White
9	Red & Green
10	Red & Blue

Pair No.	Color Combination
11	Red & Yellow
12	Red & Brown
13	Red & Orange
14	Green & White
15	Green & Blue
16	Green & Yellow
17	Green & Brown
18	Green & Orange
19	White & Blue
20	White & Yellow

Pair No.	Color Combination
21	White & Brown
22	White & Orange
23	Blue & Yellow
24	Blue & Brown
25	Blue & Orange
26	Brown & Yellow
27	Brown & Orange
28	Orange & Yellow
29	Purple & Orange
30	Purple & Red

Pair No.	Color Combination
31	Purple & White
32	Purple & Dark Green
33	Purple & Light Blue
34	Purple & Yellow
35	Purple & Brown
36	Purple & Black
37	Gray & White

## Color Code Chart No. 4 for Paired Cables

Pair No.	Color Combination
1	White & Blue
2	White & Orange
3	White & Green
4	White & Brown
5	White & Gray

Pair No.	Color Combination
6	Red & Blue
7	Red & Orange
8	Red & Green
9	Red & Brown
10	Red & Gray

Pair No.	Color Combination
11	Black & Blue
12	Black & Orange
13	Black & Green
14	Black & Brown
15	Black & Gray

Pair No.	Color Combination
16	Yellow & Blue
17	Yellow & Orange
18	Yellow & Green
19	Yellow & Brown
20	Yellow & Gray

Pair No.	Color Combination
21	Violet & Blue
22	Violet & Orange
23	Violet & Green
24	Violet & Brown
25	Violet & Gray

## Color Code Chart No. 5 for Paired Cables (Western Electric Standard)

Pair No.	Color Combination
1	White/Blue Stripe & Blue/White Stripe
2	White/Orange Stripe & Orange/White Stripe
3	White/Green Stripe & Green/White Stripe
4	White/Brown Stripe & Brown/White Stripe
5	White/Gray Stripe & Gray/White Stripe

Pair No.	Color Combination
6	Red/Blue Stripe & Blue/Red Stripe
7	Red/Orange Stripe & Orange/Red Stripe
8	Red/Green Stripe & Green/Red Stripe
9	Red/Brown Stripe & Brown/Red Stripe
10	Red/Gray Stripe & Gray/Red Stripe

Pair No.	Color Combination
11	Black/Blue Stripe & Blue/Black Stripe
12	Black/Orange Stripe & Orange/Black Stripe
13	Black/Green Stripe & Green/Black Stripe
14	Black/Brown Stripe & Brown/Black Stripe
15	Black/Gray Stripe & Gray/Black Stripe

Pair No.	Color Combination
16	Yellow/Blue Stripe & Blue/Yellow Stripe
17	Yellow/Orange Stripe & Orange/Yellow Stripe
18	Yellow/Green Stripe & Green/Yellow Stripe
19	Yellow/Brown Stripe & Brown/Yellow Stripe
20	Yellow/Gray Stripe & Gray/Yellow Stripe

Pair No.	Color Combination
21	Purple/Blue Stripe & Blue/Purple Stripe
22	Purple/Orange Stripe & Orange/Purple Stripe
23	Purple/Green Stripe & Green/Purple Stripe
24	Purple/Brown Stripe & Brown/Purple Stripe
25	Purple/Gray Stripe & Gray/Purple Stripe

