

Customer Information Sheet

DRAWING No.: M80-882XXXX

SHEET 2 OF 2

IF IN DOUBT - ASK

(C)

NOT TO SCALE

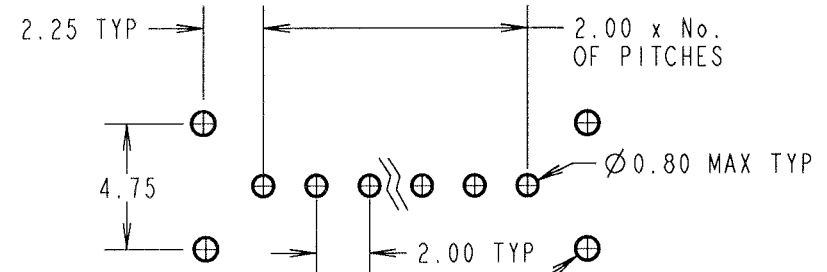
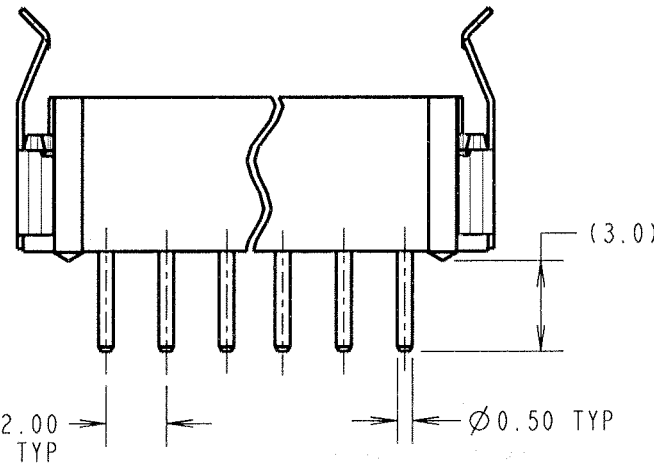
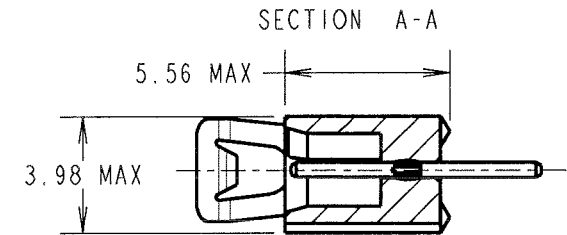
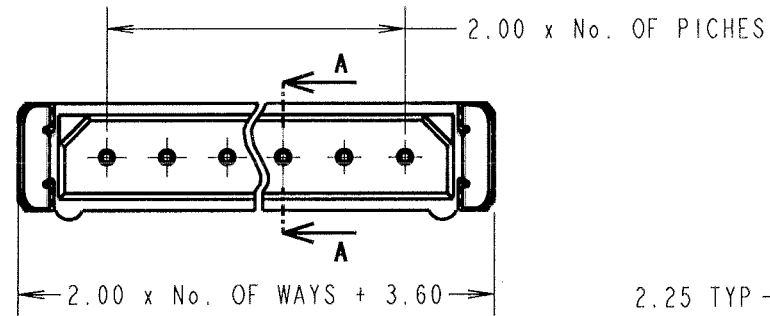
THIRD ANGLE PROJECTION

ALL DIMENSIONS IN mm

ORDER CODE:
M80-882XXXX

TOTAL No. OF WAYS
02 - 07, 17, 22

FINISH:
45 = GOLD
42 = SELECTIVE GOLD / 100% TIN



Ø0.90 MIN TYP
STRAIN RELIEF
STRAP HOLES
(OPTIONAL)

RECOMMENDED
PCB LAYOUT

SPECIFICATIONS:

MATERIAL:
MOULDING = POLYAMIDE 46 UL94V-0, BLACK
CONTACTS = PHOSPHOR BRONZE
LATCHES = BERYLLIUM COPPER

FINISH:
CONTACTS:
45 = 0.75µ GOLD
42 = 0.75µ GOLD ON CONTACT AREA,
3.0µ 100% TIN ON TAILS

LATCH = 1.25µ NICKEL

ELECTRICAL:
CURRENT RATING (25°C) = 3.0A MAX.
CURRENT RATING (85°C) = 2.2A MAX.
WORKING VOLTAGE = 120V AC/DC
VOLTAGE PROOF = 360V AC/DC
CONTACT RESISTANCE (INITIAL) = 20 mΩ MAX.
CONTACT RESISTANCE (AFTER CONDITIONING) = 25 mΩ MAX.
INSULATION RESISTANCE (INITIAL) = 1000 MΩ MIN.
INSULATION RESISTANCE (AFTER CONDITIONING) = 100 MΩ MIN.

MECHANICAL:
DURABILITY = 500 OPERATIONS
ENVIRONMENTAL:
TEMPERATURE RANGE = -55°C TO +125°C
PACKING:
TUBE
FOR COMPLETE SPECIFICATION, SEE COMPONENT
SPECIFICATION C005XX (LATEST ISSUE)

JMB	3	27.07.05	8633
NAME	ISS.	DATE	C/NOTE
APPROVED: <i>[Signature]</i>			
CHECKED: <i>[Signature]</i>			
DRAWN:		I. SANDY	
CUSTOMER REF.:			
ASSEMBLY DRG:			

HARWIN

HARWIN INC U.S.A. TEL: (812) 542 2540 FAX: (812) 542 2541	HARWIN PLC U.K. TEL: 023 9231 4545 FAX: 023 9231 4590	HARWIN PTE SINGAPORE TEL: 65 6779 4909 FAX: 65 6779 3868
--	--	---

THIS DRAWING AND ANY INFORMATION OR DESCRIPTIVE MATTER SET OUT HEREON ARE CONFIDENTIAL AND COPYRIGHT PROPERTY OF THE HARWIN GROUP AND MUST NOT BE DISCLOSED, LOANED, COPIED OR USED FOR MANUFACTURING, TENDERING OR FOR ANY OTHER PURPOSE WITHOUT THEIR WRITTEN PERMISSION.

TOLERANCES
X. = ±1mm
X.X = ±0.25mm
X.XX = ±0.10mm
X.XXX = ±0.01mm
ANGLES = ±5°
UNLESS STATED

MATERIAL:
SEE ABOVE
FINISH: SEE ABOVE
S/AREA: mm²

TITLE: DATAMATE SIL VERTICAL PC TAIL PLUG ASSEMBLY - LATCHED (R0HS)
DRAWING NUMBER:
M80-882XXXX
SHT 2 OF 2