



System and Handling Push-Wire Connectors for Junction Boxes, Series 773

Stripped length




Strip solid conductor to 12 mm / 0.47 in

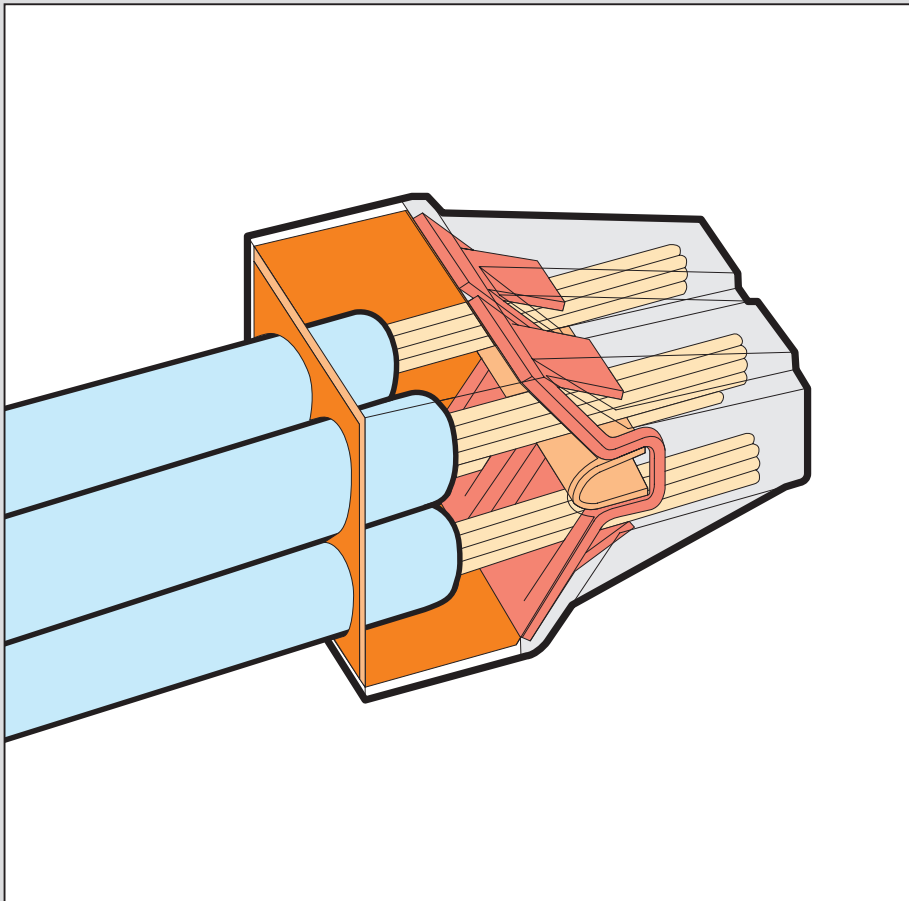
Push-wire connection




Connection: Insert stripped solid conductor FULLY



Removal: Hold wire to be removed and twist alternately left and right while pulling the connector



Stranded conductors




Connection: Insert stripped stranded conductor FULLY

Testing



Testing


Applications



Push-wire connectors used in a junction box. (Australia)



Push-wire connectors used in a junction box. (Japan)




Fixing carrier

The push-wire connection clamps the following copper wires:

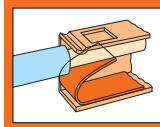


solid





stranded

Push-Wire Connectors for Junction Boxes Series 773

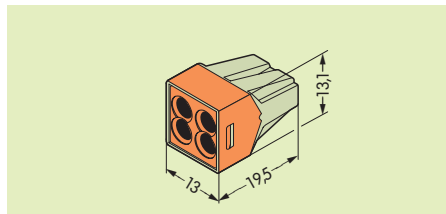
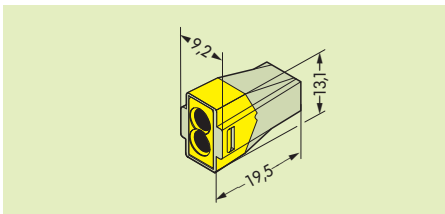


8
3

<p>2 x 0.75 – 2.5 mm²_sst 2 x 1.5 – 2.5 mm²_sst 400 V / 4 kV / 2** 24 A</p> <p>12 mm / 0.47 in</p> <p>* </p>	<p>2 x AWG 18 – 12 "sol." 2 x AWG 16 – 12 "str." 600 V, 20 A </p>	<p>4 x 0.75 – 2.5 mm²_sst 4 x 1.5 – 2.5 mm²_sst 400 V / 4 kV / 2** 24 A</p> <p>12 mm / 0.47 in</p> <p>* </p>	<p>4 x AWG 18 – 12 "sol." 4 x AWG 16 – 12 "str." 600 V, 20 A </p>	<p>Carrier for push-wire connectors</p> <p>Carrier width 18 mm / 0.71 in</p>
--	---	--	---	--



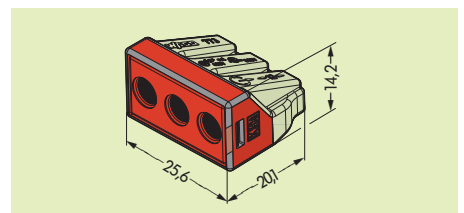
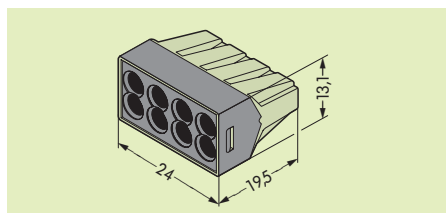
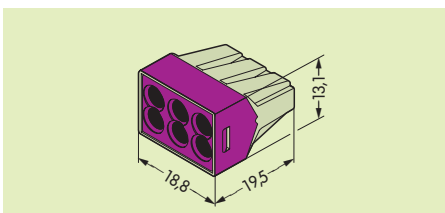
Colour	Item No.	Pack.-unit pcs	Colour	Item No.	Pack.-unit pcs	Colour	Item No.	Pack. unit pcs
Push-wire connectors for junction boxes ①, 2-conductor connectors, colour of housing transparent, colour of cover yellow			Push-wire connectors for junction boxes ①, 4-conductor connectors, colour of housing transparent, colour of cover orange			Fixing carrier for 4 push-wire connectors orange		
	773-102	1000 (10 x 100)		773-104	1000 (10 x 100)		773-332	50 (5 x 10)
						Marker strip, plain		
							243-110	1



<p>6 x 0.75 – 2.5 mm²_sst 6 x 1.5 – 2.5 mm²_sst 400 V / 4 kV / 2** 24 A</p> <p>12 mm / 0.47 in</p> <p>* </p>	<p>6 x AWG 18 – 12 "sol." 6 x AWG 16 – 12 "str." 600 V, 20 A </p>	<p>8 x 0.75 – 2.5 mm²_sst 8 x 1.5 – 2.5 mm²_sst 400 V / 4 kV / 2** 24 A</p> <p>12 mm / 0.47 in</p> <p>* </p>	<p>8 x AWG 18 – 12 "sol." 8 x AWG 16 – 12 "str." 600 V, 20 A </p>	<p>3 x 2.5 – 6 mm²_s + stst 400 V / 4 kV / 2** 41 A</p> <p>12 – 13 mm / 0.53 in</p> <p>* </p>	<p>3 x AWG 14 – 10 "sol." + "str." 600 V, 30 A </p>
--	---	--	---	---	---



Colour	Item No.	Pack.-unit pcs	Colour	Item No.	Pack.-unit pcs	Colour	Item No.	Pack.-unit pcs
Push-wire connectors for junction boxes ①, 6-conductor connectors, colour of housing transparent, colour of cover violet			Push-wire connectors for junction boxes ①, 8-conductor connectors, colour of housing transparent, colour of cover dark grey			Push-wire connectors for junction boxes ①, 3-conductor connectors, colour of housing transparent, colour of cover red		
	773-106	500 (10 x 50)		773-108	500 (10 x 50)		773-173	500 (10 x 50)



* You can find approvals on the Internet at www.wago.com. ** In grounded (earthed) supply system
 ① Also available for increased continuous service temperature of 120 °C Technical explanations and abbreviations see page 10.2.

8