Unterteil hoch Ausf. I
Bottom part high vers. I
B 40 42 757

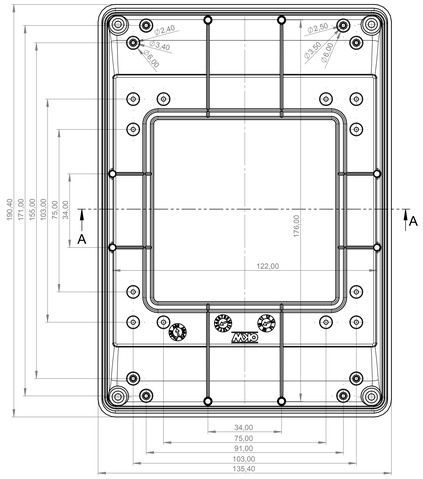

Oberteil Aussenansicht
Cover inside view
B 40 42 407

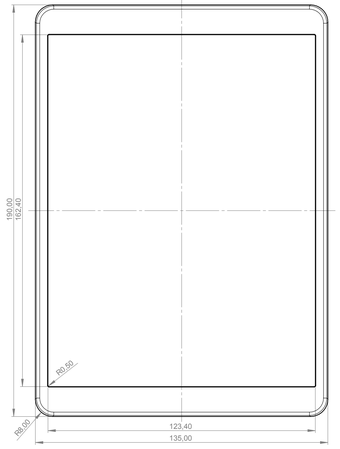

Oberteil Innenansicht
Cover outside view



Frontplatte Al
Front panel Al
B 41 42 106

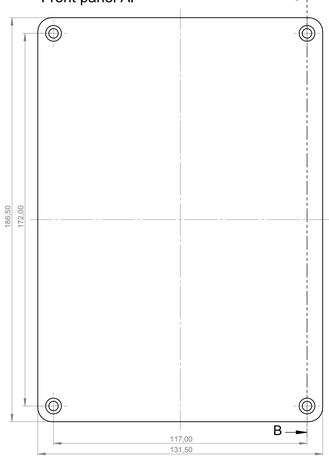

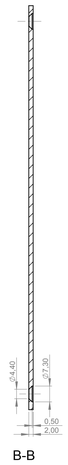

B-B

Folientastatur
Membrane keyboard



Platine Oberteil
PCB cover

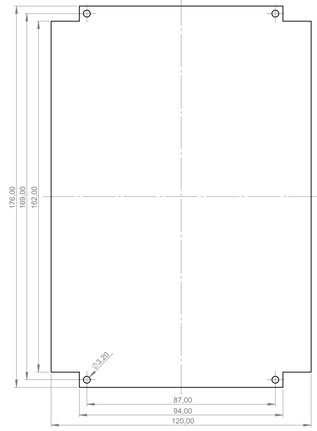

Batteriefach
battery compartment
B 41 42 047

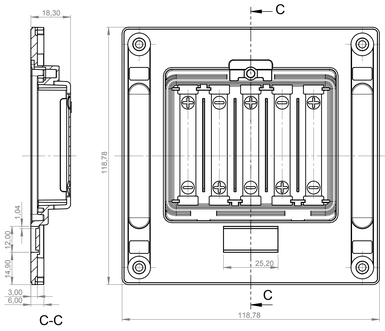

C-C

Bodenplatte mit Griffmulde
Bottom panel with handle recess
B 41 42 167

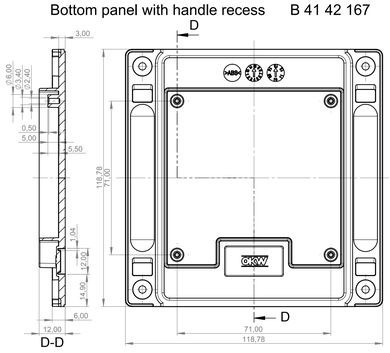

D-D

Bodenplatte mit Rastleisten
Bottom panel with snap-in strips
B 41 42 257

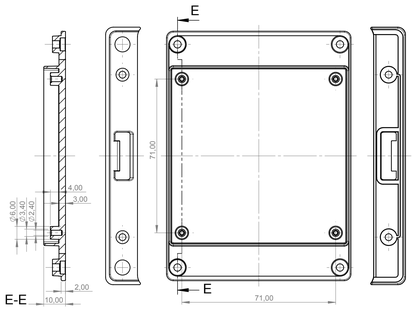

E-E

Sockel
Base
B 40 42 8*7

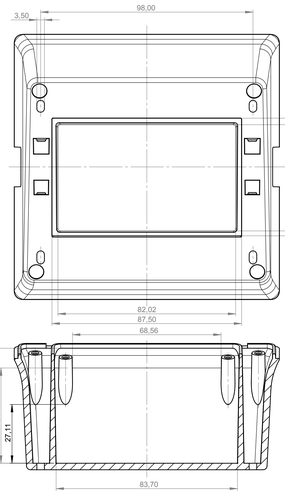

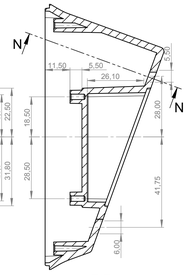

F-F

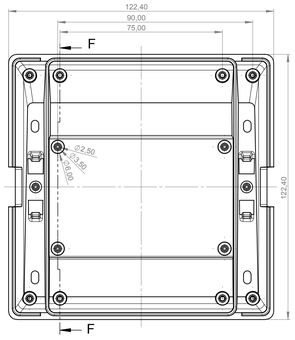

Sockeldeckel
Base cover

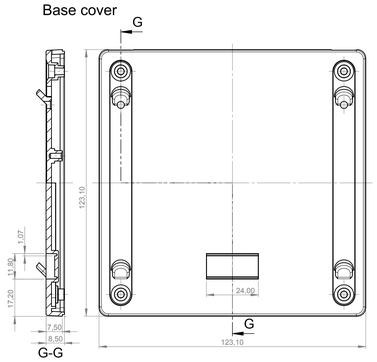

G-G

N-N (70°)

Unterteil hoch, Ausf. I
Bottom part high, vers. I

Oberteil, Batteriefach, Sockel
Cover, battery compartment, base
A-A

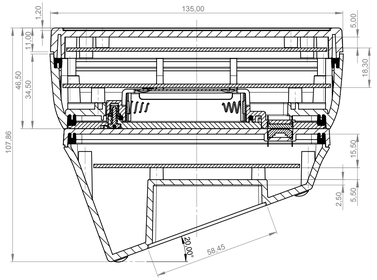

Oberteil, Bodenplatte mit Griffmulde, Sockel
Cover, bottom panel with handle recess, base
A-A

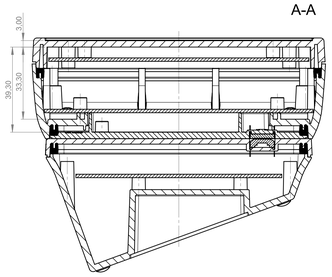

Frontplatte Al, Batteriefach, Sockel
Front panel Al, battery compartment, base
A-A

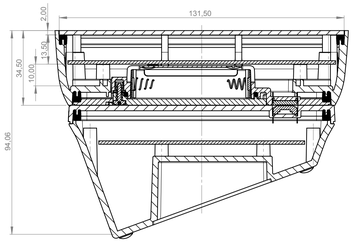

Frontplatte Al, Bodenplatte mit Griffmulde, Sockel
Front panel Al, bottom panel with handle recess, base
A-A

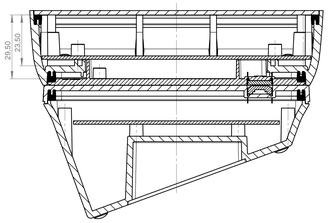

Oberteil, Bodenplatte mit Rastleisten, Sockel
Cover, bottom panel with snap-in strips, base
A-A

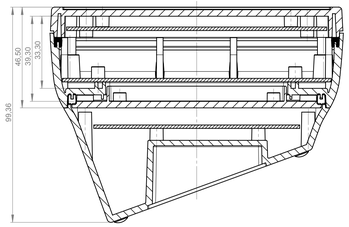

Frontplatte Al, Bodenplatte mit Rastleisten, Sockel
Front panel Al, bottom panel with snap-in strips, base
A-A

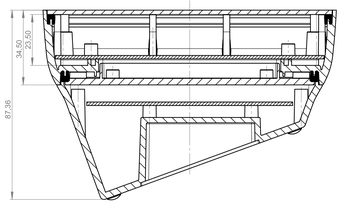

Platine Unterteil
PCB bottom part

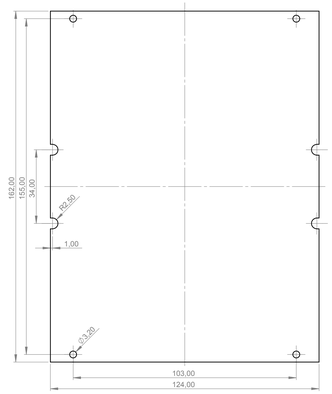

Platine Unterteil mit Batteriefach
PCB bottom part with battery compartment

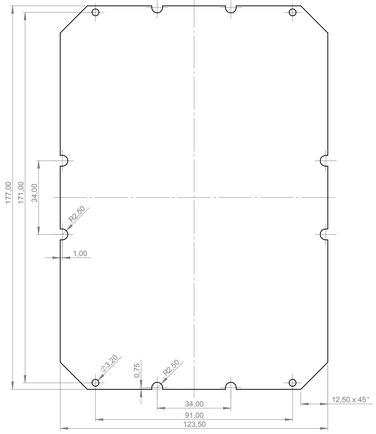

Platine Sockel
PCB base

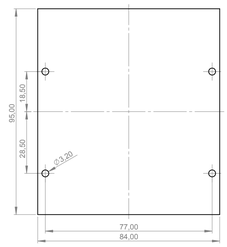

Informationskopie
wird nicht aktualisiert
Copy for Information
will not be updated

Technische Änderungen vorbehalten: Irrtümer oder Druckfehler begründen keinen Anspruch auf Schadensersatz. Wichtige Einbaumaße bitte direkt mit dem aktuellen Produkt abstimmen.

Subject to technical modification without prior notice. Typographical and other errors do not justify any claim for damages. All dimensions should be verified using an actual mounted part.

Sous reserve de modifications techniques. Toute erreur ou faute d'impression ne justifie aucune demande d'indemnisation. Nous prions les clients de vérifier les dimensions des composants avec les boîtiers avant le montage.

Bearb. am: 21.06.11	Material:	Toleranzen: DIN 16901 T130	DIN 6 Teil 2
Ersteller: Hasselb		Zeichnungsart: KUNDE	Maßstab: 1:1
Freigabe:	Farbe:		
Rev. Index: 2			
Stand:			

This document contains proprietary information of OKW Gehäusesysteme GmbH and is tendered subject to the conditions that the information be retained in confidence not be reproduced or copied and not be used or incorporated in any product.

OKW GEHÄUSE SYSTEME

INTERFACE-TERMINAL S
Vers. I high, cover, front panel Al
B4042***

Für dieses Dokument behalten wir uns alle Urheberrechte vor. Es darf auch auszugsweise weder vervielfältigt noch Dritten in irgendener Form zugänglich gemacht werden.

Bearbeiter: Hasselb
Dateiname: 00012138