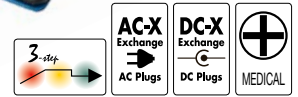


- 3-step charge control with current detection
- Universal input voltage (90-264 VAC)
- Wake up and low current start-up of deeply discharged batteries
- Error indication for reverse polarity, short circuit, charging battery packs with wrong number of cells and safety timer run-out
- Approvals:
  - Medically certified EN 60601-1 3ed
  - UL Approved

For updates: see [www.mascot.no](http://www.mascot.no)

- 3-trinns ladekontroll med strømdeleksjon
- Universal inngangsspenning (90-264 VAC)
- Vekking og lavstrømoppstart av dypt utladede batterier.
- Feilindikasjon for polvendning, kortslutning, lading av batteripakker med feil antall celler og utløp av sikkerhetstimer
- Godkjenninger:
  - Medisinsk sertifisert 60601-1 3ed
  - UL godkjent

For oppdat.: se [www.mascot.no](http://www.mascot.no)



### Technical specifications

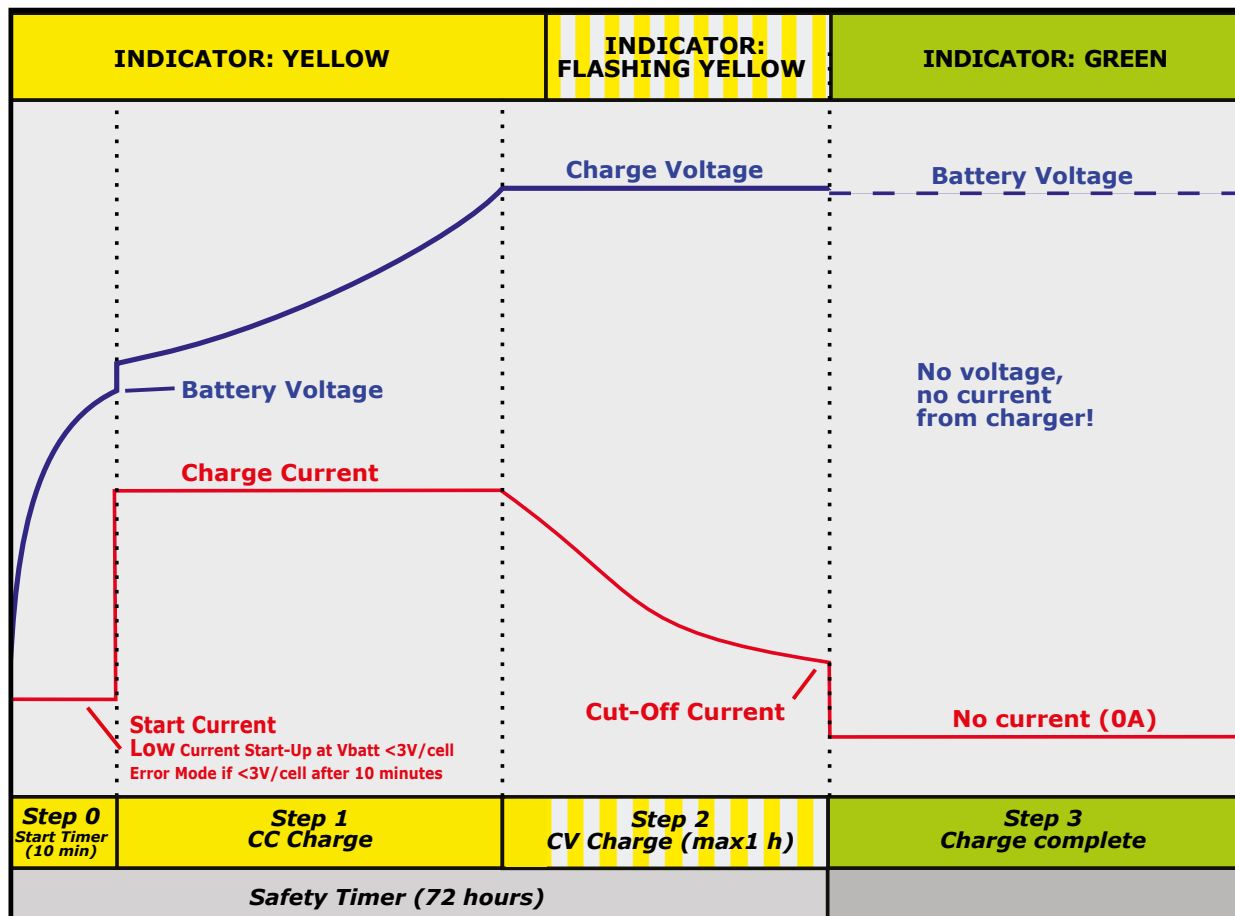
### Tekniske data

Input voltage:	Inngangsspenning:	90-264 VAC
Line Frequency:	Frekvensområde:	47 – 63Hz
Switch frequency, approx.:	Svitsjefrekvens ca.:	40 kHz
Leakage current from battery with mains switched off:	Strømtrekk fra batteri ved frakoblet nett:	<0,4mA @ nominal battery voltage
Temperature range	Temperaturområde	
• Operating:	• Drift:	-25 °C - +40 °C
• Storage:	• Lagring:	-25 °C - +85 °C
Ripple:	Rippel:	< 100 mV p-p
Protection:	Sikring:	Protected against reversed polarity and short circuit proof Polvendings- og kortslutningssikker
Insulation class:	Isolasjonsklasse:	Class II
Insulation voltage	Isolasjonsspenning	
• Primary – secondary:	• Primær - sekundær:	4000VAC / 5700VDC
Electrical safety standard:	Elektrisk sikkerhetsstandard:	EN/IEC 60335-2-29, EN/IEC/ANSI 60601-1 3ed
EMC standards	EMC standarder	
• Medical	• Medisinsk	EN 55014-1 and -2
• Emission	• Emisjon	EN 61000-6-3
• Immunity	• Immunitet	EN 61000-6-1, EN 60601-1-2
Input terminal:	Inngangsterminal:	2-pin IEC 60320 connector C8
Output terminals:	Utgangsterminaler:	DC connector, battery clips, push on terminals or open ends
IP-code:	IP-grad:	4X
Dimensions (LxWxH):	Mål (LxBxH):	124 x 50 x 37 mm
Weight:	Vekt:	220g

Voltage versions – see next page  
Spenningsversjoner – se neste side

CHARGE CONTROL / LADEKONTROLL		Step 0 (yellow)	Step 1 (yellow)	Step 2 (Flash yellow)	Step 3 (green)	
Cells	Max output power (W)	Low Current start-up for deeply discharged batt.	Charge Current	Charge Voltage	Charge term when current is:	Restart
3	28W	CC 100mA±25mA when batt. < 9V	2.2A ±0.2A	12.6V ±0.1V	< 100mA ± 25% or max. 1 hr.	12.3V±0.1V
4	28W	CC 100mA±25mA when batt. < 12V	1.6A ±0.15A	16.8V ±0.1V		16.4V±0.1V
7	29W	CC 100mA±25mA when batt. < 21V	1.0A ±0.1A	29.4V ±0.2V		28.7V±0.1V

### Charging characteristics and LED indication



#### BATTERY NOT CONNECTED INDICATIONS

Battery not connected is indicated by FLASHING GREEN. In this mode charger will apply short pulses attempting to wake up deeply discharged batteries.

#### ERROR INDICATIONS

- 2 red blinks: Battery is connected to charger with wrong polarity!
- 3 red blinks: Charger output is shorted. Check output cable connection!
- 4 red blinks: Battery voltage is low. Check battery status or voltage.
- 5 red blinks: Safety timer has run out. Check battery status or capacity.
- LED off: Battery voltage is too high. Check battery voltage.

#### WAIT MODE INDICATIONS

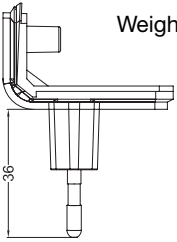
- Yellow with 1 red blink: Battery temperature is too low (<0°C)
- Yellow with 2 red blink: Battery temperature is too high (>45°C)



## Exchangeable AC plugs for 3546LI

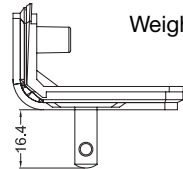
### EU plug adapter

Part no. 127000  
Weight: 20,9 g



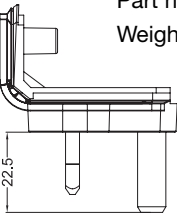
### US plug adapter

Part no. 127100  
Weight: 13,4 g



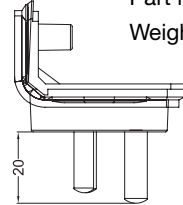
### UK plug adapter

Part no. 127200  
Weight: 29,2 g



### AUS plug adapter

Part no. 127300  
Weight: 21,4 g



**2-pin IEC 60320 C7 mains cord**  
1800 mm  
EU part no. 131306, UK part no. 131148,  
US part no. 131368, AU part no. 013108

