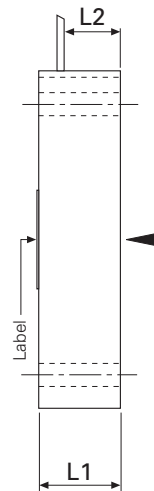




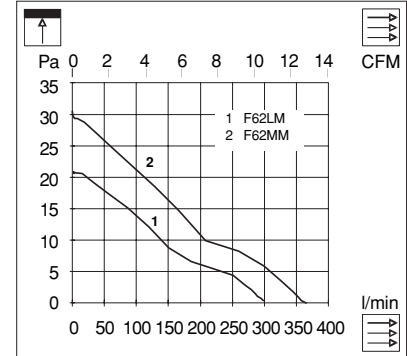


Flachl fter  
Ultra Slim Fans  
Ventilateurs Ultra Plats

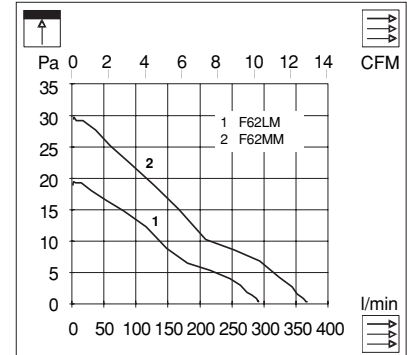
Lite version



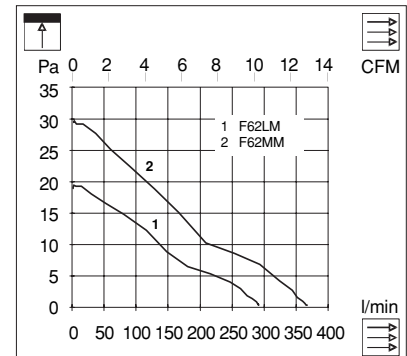
F62 LM/MM-9 5 V DC























F62 LM/MM-9 12 V DC



F62 LM/MM-9 24 V DC



F62	mm	inch
B1 �	4.3	0.170
D �	59.4	2.340
L1	15 <sup>+0.2</sup> / <sub>0.0</sub>	0.590
L2	9	0.354
L3	12	0.472
Q1 �	62 $\pm$ 0.2	2.440
Q2 �	50 $\pm$ 0.2	1.968
X	4 x 45�	0.160

Lite version			F62 LM / F62 MM		F62 LM / F62 MM		F62 LM / F62 MM	
	U <sub>N</sub>	V	<b>5</b>		<b>12</b>		<b>24</b>	
	U	V	4.5-5.5		10.8-13.8		15.6-27.6	
	I <sub>max</sub>	mA	140	200	70	90	40	50
	I <sub>block</sub>	mA	200	280	100	160	60	100
	P <sub>N</sub>	W	0.65	1.90	0.84	1.08	0.96	1.20
	n	min <sup>-1</sup>	2'900	3'600	2'900	3'600	2'900	3'600
	$\dot{V}$	l/min	290	360	290	360	290	360
	p	Pa	21	29	21	29	21	29
	LpA	dB(A)	20	27	20	27	20	27
	MTTF	hr	30'000 /60°C		30'000 /60°C		30'000 /60°C	
	T	°C/°F	-20 ... +75 / -4 ... +193		-20 ... +75 / -4 ... +193		-20 ... +75 / -4 ... +193	
	m	gr/oz.	40 / 1.6		40 / 1.6		40 / 1.6	
	Lead Length	mm	300 ± 20(AWG 26)		300 ± 20(AWG 26)		300 ± 20(AWG 26)	
	Housing Material		ABS/PBT		ABS/PBT		ABS/PBT	
	Sleeve Bearing		●		●		●	
	Ball Bearing		-		-		-	
	Tacho Signal		-		-		-	
	Flat Finger Guard		optional		optional		optional	
	Circular Finger Guard		optional		optional		optional	
	Quick Mount		optional		optional		optional	

**Standards**

- CE-Zulassung
- Motorwicklung nach Isolationsklasse E
- Schutz bei blockiertem Rotor
- Isolationswiderstand min. 10 MΩ bei 500 V DC
- Kriechstromfestigkeit max. 1 mA bei 600 V AC
- Standard Luftdichte  $\mu=1,2 \text{ kg/m}^3$

Umrechnung von Masseinheiten  
Conversion of Measuring units  
Conversion des unités de mesure

**Standards**

- CE Conformity
- Coils to insulation class E
- Locked rotor protection
- Insulation resistance min. 10 MΩ at 500 V DC
- Dielectric strength max. 1 mA bei 600 V AC
- Standard air density  $\mu=1,2 \text{ kg/m}^3$

1 mbar = 10.197 mm H<sub>2</sub>O = 100 Pa  
1 Pa = 10<sup>-2</sup> mbar = 0.10197 mm H<sub>2</sub>O  
1 hPa = 1 mbar; 1 mm H<sub>2</sub>O = 0.04 inch H<sub>2</sub>O  
1 l/min = 0.0353 CFM; 1 CFM = 28.3 l/min

**Standards**

- Certificat CE
- Bobinage selon la classe d'isolation E
- Protection en cas de blocage du rotor
- Résistance d'isolement min. 10 MΩ sous 500 V DC
- Résistance au courant de fuite: max. 1 mA sous 600 V AC
- Standard air densité  $\mu=1,2 \text{ kg/m}^3$