

Series 1060

- Stable design
- Contacting of assembled PCBs
- Universal applications

Mechanical Data

Center	4.00 mm/160 mil
Full Travel	5.50 mm
Working Travel	4.40 mm
Pre-loaded Spring Force	0.20/ 0.40/ 0.50/ 0.80/ 0.70 N
Spring Force at Working Travel	0.60/ 1.50/ 2.25/ 3.00/ 5.00 N

Electrical Data

Max. Current Rating	5.0 A
Typical Continuity Resistance	<= 30 mOhm


Materials

Barrel	Brass, gold plated
Spring	Spring Steel, gold plated
Plunger	Steel
Receptacle	Neusilber, unplated

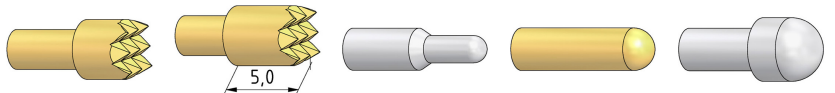
Recommended Diameter of Drill

HP 2361.1 (Trolitax)	3.00 mm
HGW 2372	3.01 mm

Tip style - Diameter - Plating



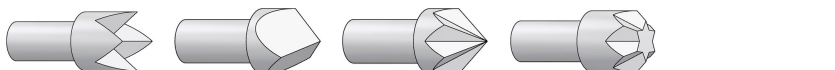
A	A6	B	BA	BA1
2.50 Ni 3.00 Au 4.00 Au	2.50C Au 4.00C Au	1.80 Rh/Ni	1.80 Au/Ni	1.50 Ni



C	C6	D	D	D
2.30 Au/Ni/Rh 2.50 Au/Ni/Rh 3.00 Au/Ni/Rh 4.00 Au/Ni/Rh	3.50 Au/Ni	1.00 Rh	1.80 Au	2.30 Au/Ni 2.50 Au/Ni



D2	D3	F	F	F3
3.00 Au/Ni	0.80 Rh 1.40 Au	1.80 Au/Ni	2.30 Au/Rh 2.50 Rh 3.00 Au 4.00 Rh	1.00 Rh 1.40 Au



G	H	K	KF
2.30 Rh 2.50 Rh/Ni 4.00 Au/Rh/Ni	2.50 Ni 2.60 Ni 3.00 Ni/Rh 4.20 Rh	1.80 Rh 3.00 Ni	2.60 Ni 4.00 Ni

How to Order

1060 A 1.5 N Au 4.0

1 2 3 4 5

1. Series 2. Tip Style 3. Spring Force
4. Tip Plating 5. Tip Diameter

Series 1060

