

# Series 1021 • 1021/G

- For use in burn-in and run-in test
- Transmission of high currents
- Low contact resistance

### Mechanical Data

Center	2.54 mm/100 mil
Full Travel	5.30 mm
Working Travel	4.00 mm
Pre-loaded Spring Force	0.70 N
Spring Force at Working Travel	3.00 N

### Electrical Data

Max. Current Rating	16.0 A
Typical Continuity Resistance	<= 10 mOhm

### Materials

Barrel	Brass, gold plated
Spring	Spring Steel, gold plated
Plunger	CuBe, gold plated/Silver Cap
Receptacle	Brass, gold plated


### Recommended Diameter of Drill

H1021 L	
HP 2361.1 (Trolitax)	1.98...2.00 mm
HGW 2372	1.98...2.01 mm
H1021/GR-L	
HP 2361.1 (Trolitax)	2.00 mm
HGW 2372	2.03 mm

### How to Order

1021/	G	CX	3.0 N	Au	2.0	C
1	2	3	4	5	6	7
1. Series 2. Threaded Design 3. Tip Style						
4. Spring Force 5. Tip Plating 6. Tip Diameter						
7. Tip Material (only for CuBe)						

### Tip style - Diameter - Plating

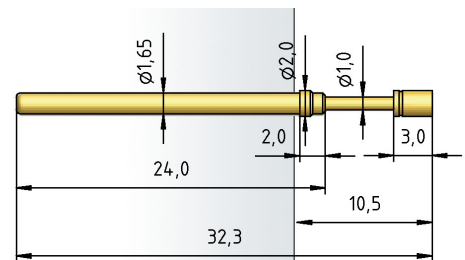


AX	A6X	BX	CX	DX
2.00C Au	2.00C Au	1.00C Au	1.30C Au 1.80C Au 2.00C Au 3.00C Au	0.80C Au 1.00C Au

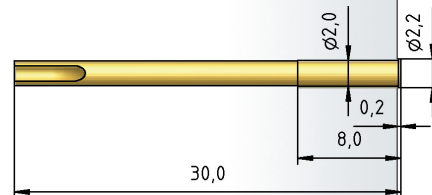


D3X	EX	FX	HX	KX
2.00C Ag	1.80C Au	1.00C Au	1.10C Au 1.40C Au 1.70C Au	1.25C Au 1.75C Au

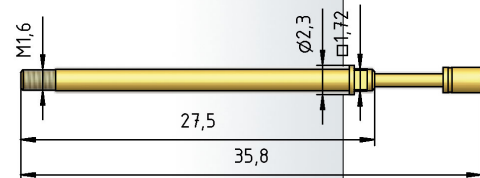
1021...X



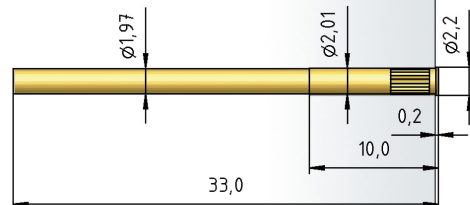
H 1021 L



1021/G...X



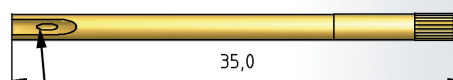
H 1021/GR-C



H 1021/GR-L



H 1021/GRV-L



H 1021/5GRV-L



This receptacle is sealed vacuum-tight when a wire is soldered on.  
**Important:**  
If too much solder is used there is a risk that it will get into the tread.