



# PHASE ANGLE POWER 25A ac CONTROL MODULE

**PSR-25**  
**X10205**

### INTRODUCTION

The PSR-25 power control module is a high-power, full-wave ac phase-angle controller in a compact package. It is capable of regulating up to 6kW (25A) 230V ac. The PSR-25 regulator governs the amount of power supplied to the load, by controlling the phase-angle of the ac supply. The low thermal impedance and high electrical isolation provide the equipment designer with a greater flexibility in a wide variety of applications. Optional extras are available on request, including a plastic terminal cover and an additional heatsink for use at full power.

### APPLICATIONS

Suitable for quartz lamps, conventional resistive heating elements, ovens, moulders and dryers and some inductive loads (e.g. transformers and motors).

### FEATURES

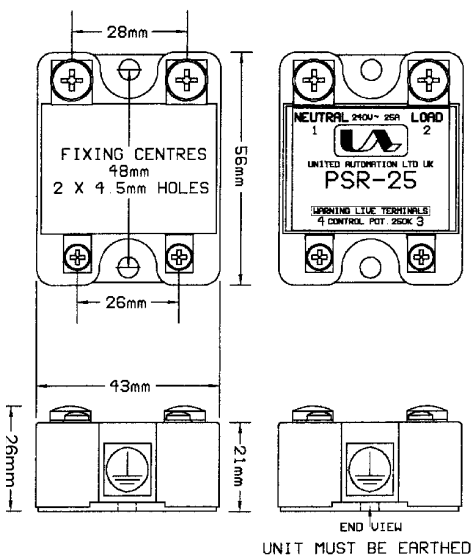
- Epoxy encapsulated.
- Simple wiring.
- Rugged and compact.
- 25A current capability.
- Internal snubber.



### INSTALLATION



#### DIMENSIONS

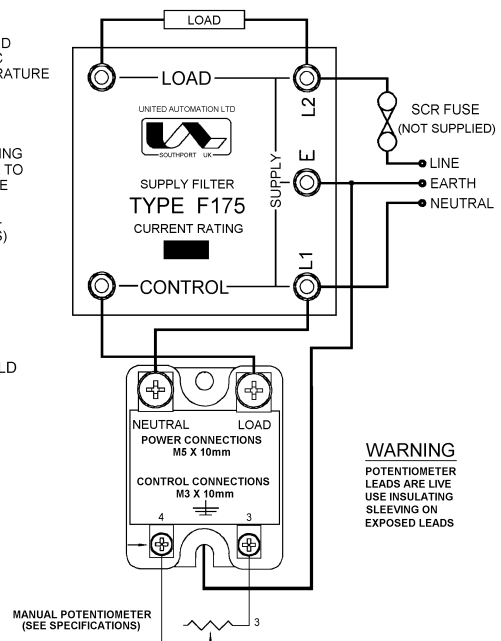


#### FIXING REQUIREMENTS

FOR 25A OPERATION THE UNIT SHOULD BE FASTENED TO A HEATSINK RATED AT 1.3°C PER WATT @ AMBIENT TEMPERATURE OF 35°C. A TYPICAL EXAMPLE IS A REDPOINT TYPE KA100-1 EARTH HEATSINK USING A 4mm SCREW OR BOLT TOGETHER WITH A STAR WASHER, ENSURING THAT THERE IS A GOOD METAL TO METAL CONTACT BETWEEN THE BASE AND THE HEATSINK HEATSINK PASTE IS ESSENTIAL (SEE COOLING REQUIREMENTS)

A SUITABLE FILTER WILL BE REQUIRED FOR THIS UNIT  
NOTE:  
MAX. LOAD CURRENT SHOULD MATCH NEAREST SUITABLE FILTER e.g 25A FILTER SHOWN FOR 25A MAX LOAD

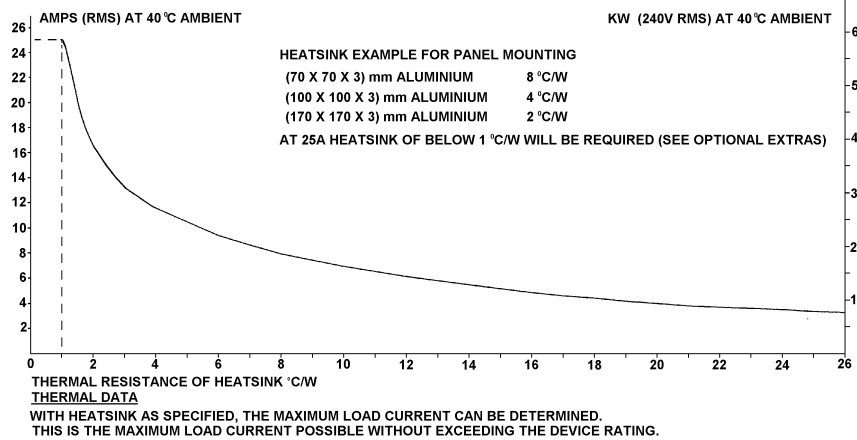
#### CONNECTIONS



**WARNING**  
POTENTIOMETER LEADS ARE LIVE USE INSULATING SLEEVING ON EXPOSED LEADS

**WARNING - LIVE TERMINALS**  
(SWITCH OFF MAINS BEFORE COMMENCING ANY SERVICING WORK)

## INSTALLATION



## SPECIFICATIONS

ac line voltage	110/230V +/- 10% @ 50/60 Hz	Unit limiting rms current	25A
Peak one cycle surge (10ms)	250A	Max. peak voltage	600V ac
I <sup>2</sup> t for fusing	250 A <sup>2</sup> s	Minimum operating current	200mA
Isolation voltage	5000V rms	Leakage current	5mA
Max. operating temperature	65°C	Manual potentiometer (nominal)	250kΩ @ 230V ac
Storage temperature	-20°C to +85°C	Manual potentiometer (nominal)	100kΩ @ 110V ac

## FUSING

It is recommended that semiconductor, fast acting type fuses or circuit breakers (Semiconductor - MCB) be used for unit protection. On initial operation some loads may need an increased factor of safety for unit and/or device protection. See SRA datasheet for further information.

## CE MARKING

This product family carries a "CE" marking. These phase angle controllers need a suitable remote filter. For information see recommendation section and contact our sales desk (see Declaration of Conformity).

## RECOMMENDATIONS

Other documents available on request, which may be appropriate for your application:-

CODE	IDENTITY	DESCRIPTION
X10229	RFI	Filter recommendations: Addressing the EMC Directive
X10213	ITA	Interaction: Uses for phase angle and for burst fire control.
X10255	SRA	Safety requirements: Addressing the Low Voltage Directive (LVD) including, Thermal data/cooling, Live parts warning, Earth requirements and fusing recommendations
P01.1	COS	UAL Conditions of sale.

**NOTE:** It is recommended that installation and maintenance of this equipment should be done with reference to the current edition of the I.E.T. (formally I.E.E.) regulations (BS7671) by suitably qualified/trained personnel. The regulations contain important requirements regarding installation and safety of electrical equipment. Specific installers should refer to local and national regulations.

## ORDER CODE

**State part number: PSR 25**

**Optional extras include:** potentiometer, filter, heatsink, heatsink paste, SSR cover.

**Note:** when ordering a filter, the current at which the PSR is to be used at will be required.



**UNITED AUTOMATION LIMITED**

Southport Business Park  
Wight Moss Way  
Southport, PR8 4HQ  
ENGLAND

Tel: 0044 (0) 1704 – 516500  
Fax: 0044 (0) 1704 – 516501  
enquiries@united-automation.com  
[www.united-automation.com](http://www.united-automation.com)

Page No. 2 of 2      Issue 6      Date 31/07/12

