

Overview

The KEMET SN-JA coils are normal mode choke coil with wide variety of characteristic. These coils are designed with our proprietary Fe dust cores and are useful in various noise countermeasure fields.

Applications

- Home appliances
- Power supplies

Benefits

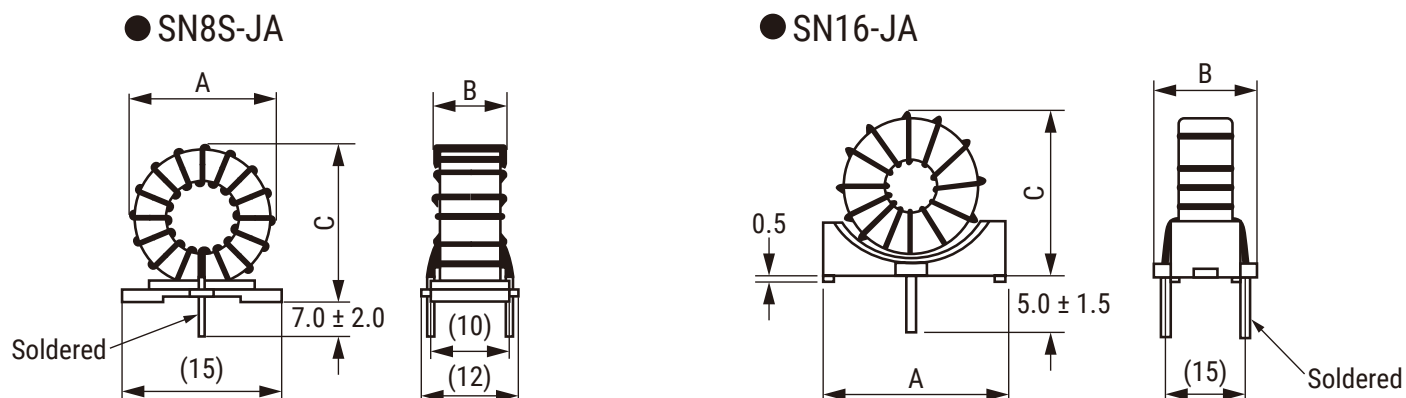
- Proprietary Fe dust core material
- Excellent for normal mode noise countermeasures
- Large core loss
- Wide variety of sizes and specifications
- Operating temperature range from -25°C to $+105^{\circ}\text{C}$
- UL94 V-0 flame retardant rated cap



Part Number System

SN	10-	300	J
Series	Dimension Code (See Dimensions)	Specification Code (See Table 1)	Terminal Base Type (See Dimensions)
SN	3 5 8S 8D 10 13 16	30 40 50 200 300 400 450 500	Blank = No terminal J JA JB P2

Dimensions – Millimeters



Part Number	Dimensions (mm)		
	A Maximum	B Maximum	C Maximum
SN8S-300JA	18	–	18
SN8S-400JA	18	–	18
SN16-300JA	35	19	39
SN16-400JA	35	20	39
SN16-500JA	35	21	39

Environmental Compliance

All KEMET AC Line Filters are RoHS Compliant.



RoHS Compliant

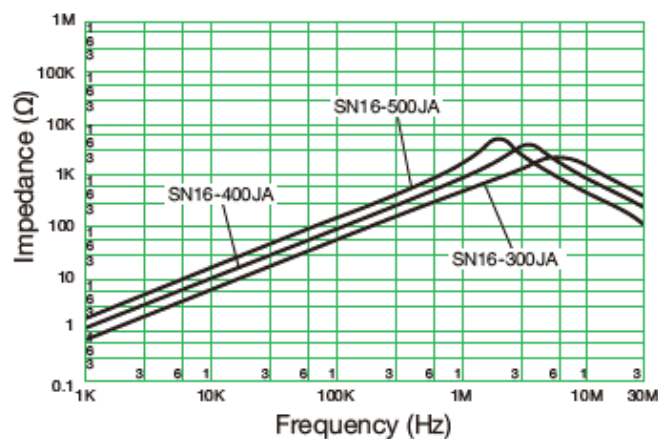
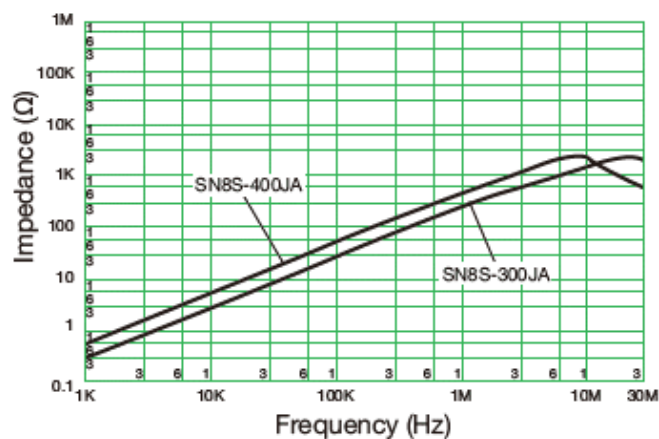
Table 1 – Ratings & Part Number Reference

Part Number	Rated Current AC (A)	Inductance (μH) Minimum	DC Resistance/ Line (mΩ) Maximum	Temperature Rise (K) Maximum	Wire Diameter (mm)	Weight (g) Approximate
SN8S-300JA	2	26	0.042	19	0.6	4.4
SN8S-400JA	2	46	0.052	20	0.6	5.0
SN16-300JA	8	60	0.021	21	1.5	40.6
SN16-400JA	8	108	0.027	24	1.5	45.0
SN16-500JA	8	168	0.031	36	1.5	53.6

Performance Characteristics

Item	Performance Characteristics
Rated Current AC Range	2 – 8 A
Rated Inductance Range	26 – 168 μH minimum
Inductance Measurement Condition	100 kHz
Wire Type	1 PVF and 1 UEW and 1 PEW
Thermal Class	A (105°C)
Operating Temperature Range	-25°C to +105°C (include self temperature rise)

Frequency Characteristics



Packaging

Type	Packaging Type	Pieces per Box
SN8S-JA	Tray	600
SN16-JA		300

Handling Precautions

Precautions for product storage

AC Line Filters should be stored in normal working environments. While the chokes themselves are quite robust in other environments, solderability will be degraded by exposure to high temperatures, high humidity, corrosive atmospheres, and long term storage.

KEMET recommends that maximum storage temperature not exceed 40°C and maximum storage humidity not exceed 70% relative humidity and atmospheres should be free of chlorine and sulfur bearing compounds. Temperature fluctuations should be minimized to avoid condensation on the parts. Avoid also storage near strong magnetic fields as this might magnetize the product.

For optimized solderability, AC Line Filters' stock should be used promptly, preferably within 6 months of receipt.

Product temperature rise values

The values listed for temperature rise are the result of self-heating in wires when the rated current (commercial frequency) is applied.

Check and evaluate the value of the core temperature rise under actual operating conditions when using.

Export Control

For customers in Japan

For products that are controlled items subject to the "Foreign Exchange and Foreign Trade Law" of Japan, the export license specified by the law is required for export.

For customers outside Japan

AC Line Filters should not be used or sold for the use in the development, production, stockpiling or utilization of any conventional weapons, mass-destruction weapons (nuclear, chemical, biological weapons or missiles) or any other weapons.

KEMET Electronics Corporation Sales Offices

For a complete list of our global sales offices, please visit www.kemet.com/sales.

Disclaimer

All product specifications, statements, information and data (collectively, the "Information") in this datasheet are subject to change. The customer is responsible for checking and verifying the extent to which the Information contained in this publication is applicable to an order at the time the order is placed.

All Information given herein is believed to be accurate and reliable, but it is presented without guarantee, warranty, or responsibility of any kind, expressed or implied.

Statements of suitability for certain applications are based on KEMET Electronics Corporation's ("KEMET") knowledge of typical operating conditions for such applications, but are not intended to constitute – and KEMET specifically disclaims – any warranty concerning suitability for a specific customer application or use. The Information is intended for use only by customers who have the requisite experience and capability to determine the correct products for their application. Any technical advice inferred from this Information or otherwise provided by KEMET with reference to the use of KEMET's products is given gratis, and KEMET assumes no obligation or liability for the advice given or results obtained.

Although KEMET designs and manufactures its products to the most stringent quality and safety standards, given the current state of the art, isolated component failures may still occur. Accordingly, customer applications which require a high degree of reliability or safety should employ suitable designs or other safeguards (such as installation of protective circuitry or redundancies) in order to ensure that the failure of an electrical component does not result in a risk of personal injury or property damage.

Although all product-related warnings, cautions and notes must be observed, the customer should not assume that all safety measures are indicated or that other measures may not be required.

KEMET is a registered trademark of KEMET Electronics Corporation.