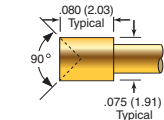
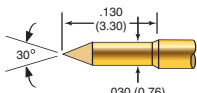


TO ORDER, CALL 909-625-9390

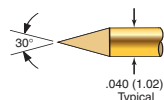
**EPA-2A  
SPA-2A**



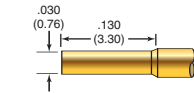
**EPA-2B30  
SPA-2B30**



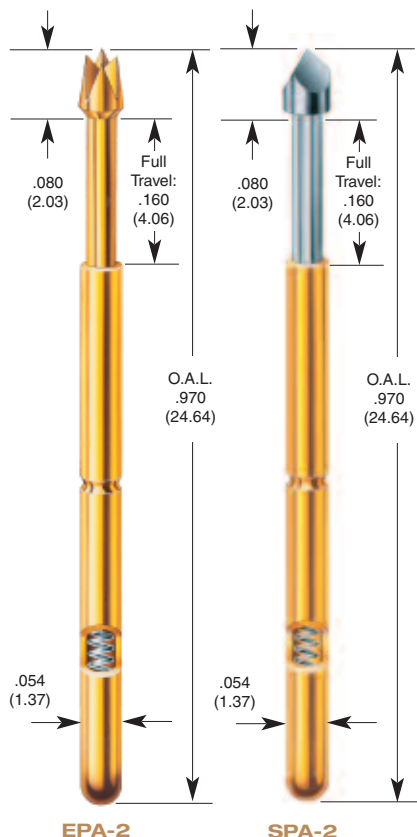
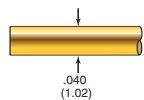
**EPA-2B40  
SPA-2B40**



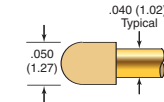
**EPA-2C30  
SPA-2C30**



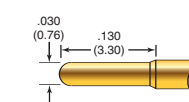
**EPA-2C40  
SPA-2C40**



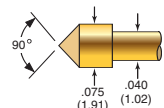
**EPA-2D  
SPA-2D**



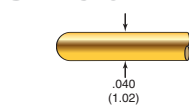
**EPA-2J30  
SPA-2J30**



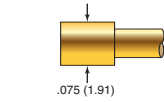
**EPA-2E  
SPA-2E**



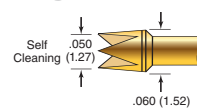
**EPA-2J40  
SPA-2J40**



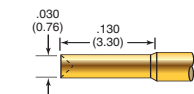
**EPA-2F  
SPA-2F**



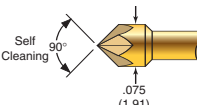
**EPA-2L  
SPA-2L**



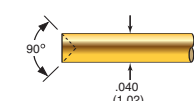
**EPA-2G30  
SPA-2G30**



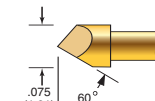
**EPA-2P  
SPA-2P**



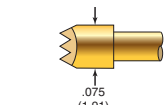
**EPA-2G40  
SPA-2G40**



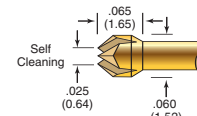
**EPA-2T  
SPA-2T**



**EPA-2H  
SPA-2H**



**EPA-2X  
SPA-2X**



### Probe Specifications EPA-2 SPA-2

<b>Mechanical</b>		
Full Travel:	.160 (4.06)	.160 (4.06)
Recommended Working Travel:	.107 (2.72)	.107 (2.72)
Mechanical Life Exceeds:	2 x 10 <sup>6</sup> cycles	2 x 10 <sup>6</sup> cycles
<b>Operating Temperature</b>	-55°C to +105°C	-55°C to +105°C
Consult factory for other temperature requirements, and applications below -40° C.		
<b>Electrical (Static Conditions)</b>		
Current Rating:	5 amps	5 amps
Maximum continuous current, non-inductive at working travel		
<b>Average Probe Resistance</b>	35 mΩ	50 mΩ
<b>Materials and Finishes</b>		
Plunger:	Heat-treated beryllium copper, gold plated over hard nickel	Heat-treated beryllium copper, rhodium plated over hard nickel
Barrel:	Work-hardened nickel silver, gold plated (I.D. and O.D.) over hard nickel	Work-hardened nickel silver, gold plated (I.D. and O.D.) over hard nickel
Spring:	Music wire, silver plated	Music wire, silver plated

### Receptacle Specifications

<b>Mounting Hole Size:</b>	.067/.069 (1.7/1.75) A #51 or 1.75 mm drill is most commonly used.	.067/.069 (1.7/1.75)
<b>Recommended Wire Gauge:</b>	22-26 AWG	22-26 AWG
<b>Connections:</b>	<b>SPR-2W</b> Crimp or push on termination (AMP terminal 60983-1 or equivalent) <b>SPR-2W-1</b> Solder cup <b>SPR-2W-2</b> Wire wrap/square post. Vacuum leak rate not to exceed 1 x 10 <sup>-4</sup> CFM @ 15 psi <b>SPR-2W-3</b> Connector pin/round post <b>SPR-2Y</b> push on termination	<b>SPR-2W</b> Crimp or push on termination (AMP terminal 60983-1 or equivalent) <b>SPR-2W-1</b> Solder cup <b>SPR-2W-2</b> Wire wrap/square post. Vacuum leak rate not to exceed 1 x 10 <sup>-4</sup> CFM @ 15 psi <b>SPR-2W-3</b> Connector pin/round post <b>SPR-2Y</b> push on termination





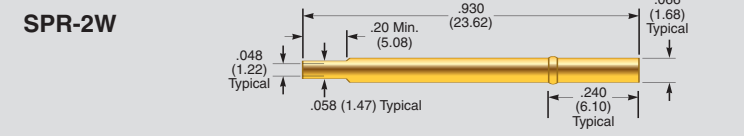
<b>Materials and Finishes</b>		
Housing:	Work-hardened nickel silver, gold plated over hard nickel	Work-hardened nickel silver, gold plated over hard nickel
Round Post:	Phosphor bronze, gold plated	Phosphor bronze, gold plated
Square Post:	Phosphor bronze, gold plated	Phosphor bronze, gold plated

**PE Series:** Dimensionally identical to EPA-2. The PE Series replaceable probe has a slight bulge at the end of the barrel and is designed for use in receptacles lacking detents. To order, write the letter "P" after the model number. Example: EPA-2P, EPA-2AP-1.

### Spring Force in oz. (grams)

Spring Type	Preload	2/3 Travel
To order, add dash number to Model Number.		
Standard as shown	1.08 (31)	3.5 (99)
Alternate -1	2.64 (75)	6.5 (184)
Ultra High -2	4.09 (116)	10.0 (283)

Optional spring forces and materials are available.



Bare PCB Test Probes



Actual Size