



Features

- Non-contacting magnetic technology
- Highly resistant to vibration/shock
- Highly resistant to fluid/dust ingress
- Programmable slope
- Robust design for industrial applications
- Ideal memory positioning sensor
- RoHS compliant*

AMM20B Multiturn Magnetic Position Sensor

Electrical Characteristics¹ (@ 25 °C)

VDD Supply Voltage	5 V ± 10 %
Supply Current ²	
For Low Speed Processing (Code L)	12 mA max.
For High Speed Processing (Code H)	15 mA max.
Output Signal (Single)	Analog
Independent Linearity	±0.5 % (±0.3 % available on request)
Backlash	< 5 ° typ.
Effective Electrical Angle ³	1080 °, 1800 ° or 3600 °
Voltage Output (Programmable)	1 to 99 % VDD ± 1 %
Output Resolution	12 bit @ 3600 °
Load Resistance Recommended	10K ohms to ∞
Overvoltage Protection	+20 VDC
Reverse Voltage Protection	-10 VDC

Environmental Characteristics

Operating and Storage Temperature	-40 ° to +125 °C
Humidity	MIL-STD-202, Method 103, Condition B
Insulation Resistance @ 500 VAC	100 MΩ min.
Rotational Life (Shaft Revolutions)	50 million
Vibration	15 G
Shock	50 G
IP Rating	IP50

Mechanical Characteristics (@ 25 °C)

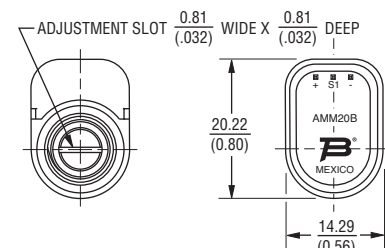
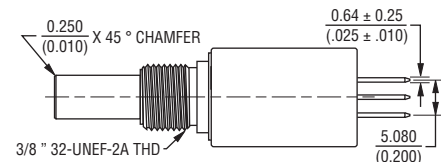
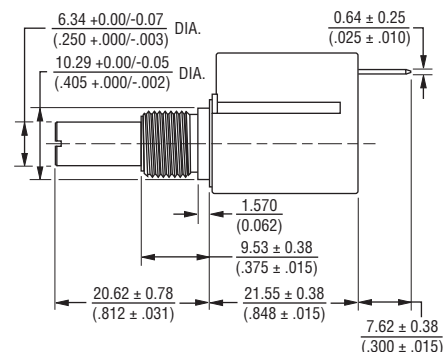
Mechanical Angle	3960 ° min.
Shaft/RPM	500 RPM max.
Torque (Starting & Running)	1.77 N-cm. (2.5 oz-in.) max.
Shaft Material	Stainless steel
Terminal Pins	Phos. Bronze, 100 % tin plated (e3)
Bearing	Bronze sleeve
Housing and Rear Lid	UL94V0
Soldering Condition	
Manual Soldering	96.5Sn/3.0Ag/0.5Cu solid wire or no-clean rosin cored wire; 370 °C (700 °F) max. for 3 seconds
Wave Soldering	96.5Sn/3.0Ag/0.5Cu solder with no-clean flux; 260 °C (500 °F) max. for 5 seconds
Wash processes	Not recommended

¹At room ambient: +25 °C nominal and 50 % relative humidity nominal, except as noted.

² See "Processing Speed" in How to Order selection guide.

³ Other Effective Electrical Angles available. See How to Order selection guide.

Product Dimensions

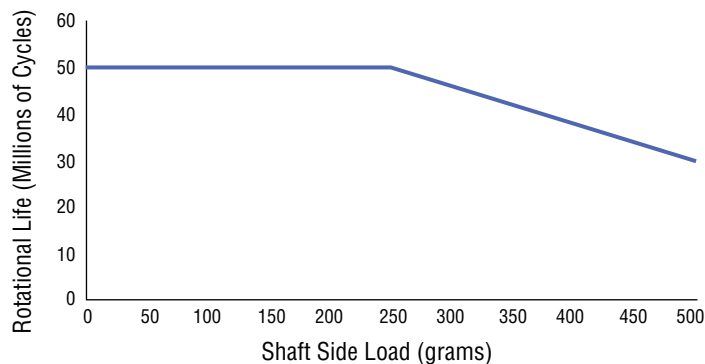


TOLERANCES EXCEPT WHERE NOTED

DECIMALS: .XX ± .50 (0.02) .XXX ± .127 (0.005)

DIMENSIONS: MM (INCHES)

Rotational Life vs. Shaft Side Load



*RoHS Directive 2002/95/EC Jan. 27, 2003 including annex and RoHS Recast 2011/65/EU June 8, 2011.

Specifications are subject to change without notice.

The device characteristics and parameters in this data sheet can and do vary in different applications and actual device performance may vary over time.

Users should verify actual device performance in their specific applications.

BOURNS®

Asia-Pacific:
Tel: +886-2 2562-4117
Fax: +886-2 2562-4116

Europe:
Tel: +41-41 768 5555
Fax: +41-41 768 5510

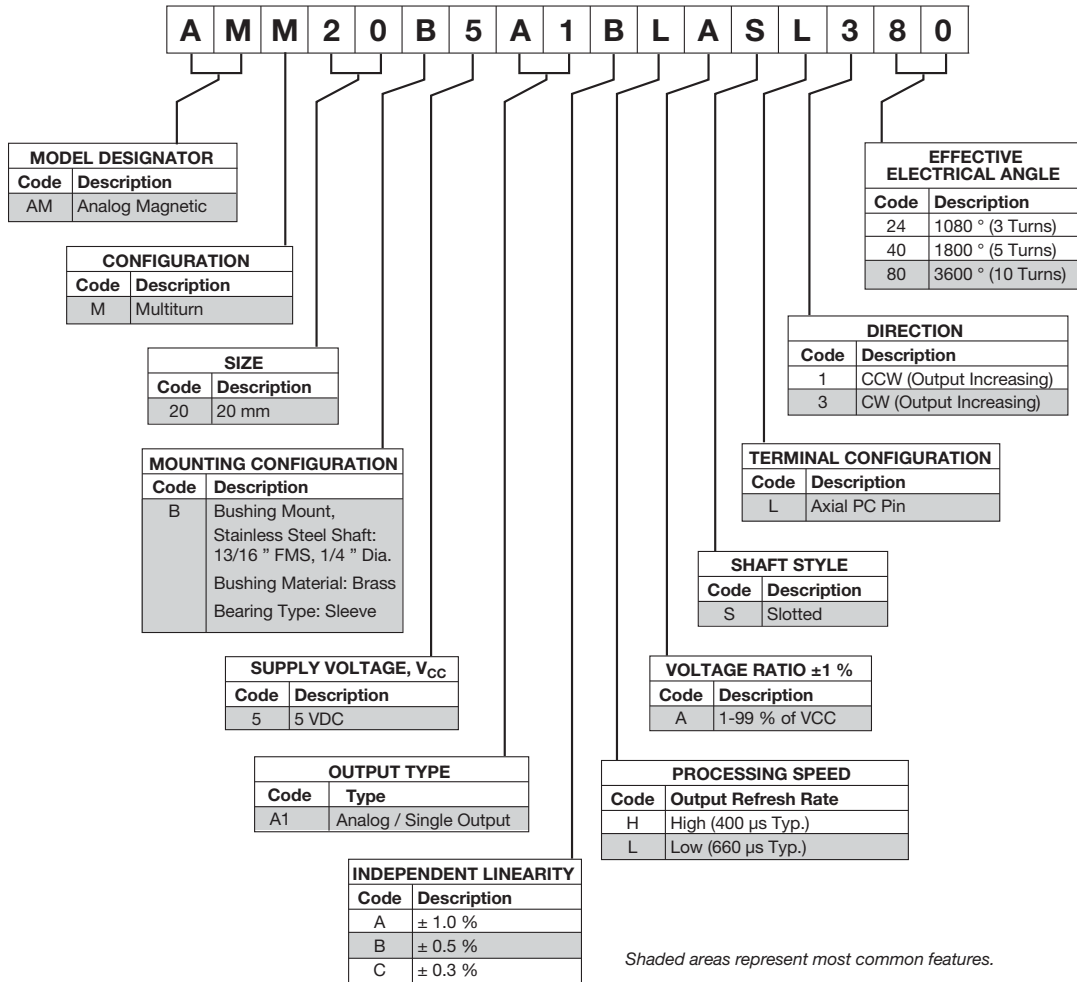
The Americas:
Tel: +1-951 781-5500
Fax: +1-951 781-5700

www.bourns.com

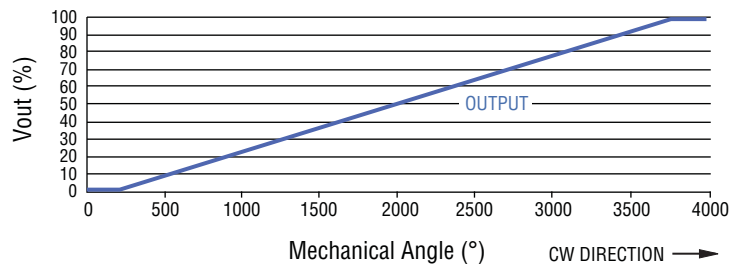
AMM20B Multiturn Magnetic Position Sensor

BOURNS®

How To Order



Standard Output: 10-Turn CW Increasing (Code 380 Shown)



REV. 09/13

Specifications are subject to change without notice.

The device characteristics and parameters in this data sheet can and do vary in different applications and actual device performance may vary over time. Users should verify actual device performance in their specific applications.