


Weller®

Operating Instruction WX HUB

WX – Zero Smog Easy Remote Network

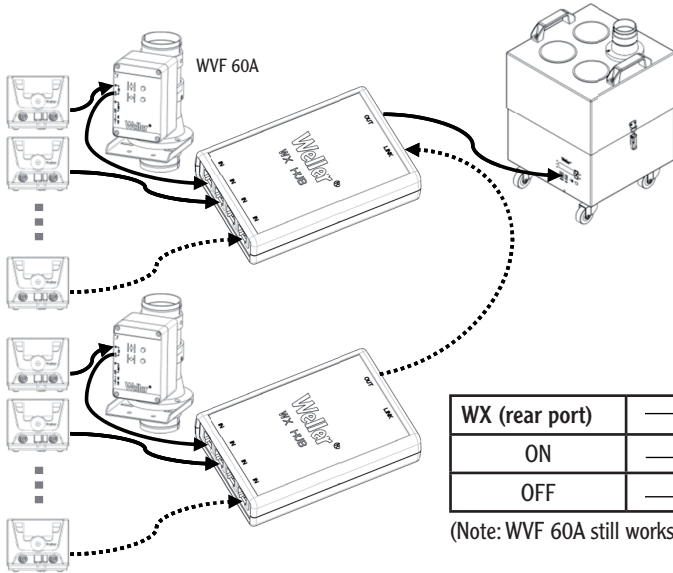
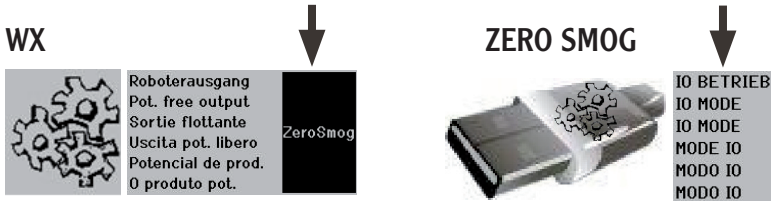


Order No. T0058764726

Requirements:

Zero Smog: Firmware version 006 or higher
 PC Software: ZeroSmog Monitor 1.00 or higher
 WX soldering station: Firmware version 060 or higher

Network configuration (unidirectional use - without filter information)



WX (rear port)	→	ZERO SMOG
ON	→	ON
OFF	→	OFF

(Note: WVF 60A still works with the WX rear port)

Weller®

Networkconfiguration (bidirectional use – with filter information)

WX



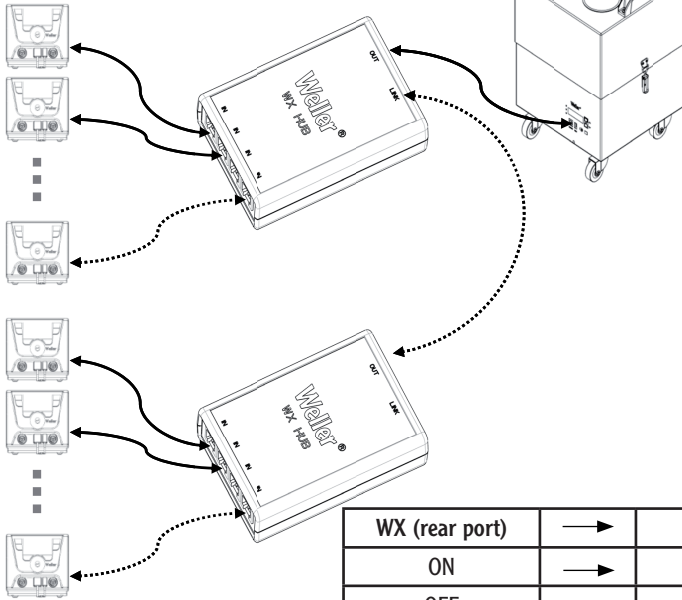
Roboter Ausgang
Pot. free output
Sortie flottante
Uscita pot. libero
Potencial de prod.
O produto pot.

Stop&Go

ZERO SMOG



IO BETRIEB
IO MODE
IO MODE
MODE IO
MODO IO
MODO IO



WX (rear port)	→	ZERO SMOG
ON	→	ON
OFF	→	OFF
FILTER FULL display	←	FILTER FULL (LED → red)

(Note: WV6 60A does not work with the WX rear port)

Weller Tools GmbH
Carl-Benz-Str., 2
74354 Besigheim, Germany
Tel.: +49 (0) 7143 580-0
info@weller-tools.com

Apex Tool Group, LLC
14600 York Rd. Suite A
Sparks, MD 21152
USA
Tel.: +1 (800) 688-8949

The data specified above only serve to describe the product. No statements concerning a certain condition or suitability for a certain application can be derived from our information. The given information does not release the user from the obligation of own judgement and verification. It must be remembered that our products are subject to a natural process of wear and aging.

© This document, as well as the data, specifications and other information set forth in it, are the exclusive property of Weller Tools GmbH. Without their consent it may not be reproduced or given to third parties. Subject to modifications. Printed in Germany. - 01.2014

Order no. T005 57 358 00 – 01.2014

