

Series 2029

- Metric design
- Contacting of assembled PCBs
- Large selection of head styles

Mechanical Data

Center	2.54 mm/100 mil
Full Travel	8.00 mm
Working Travel	6.40 mm
Pre-loaded Spring Force	0.35/ 0.70/ 0.80 N
Spring Force at Working Travel	1.50/ 2.25/ 3.00 N

Electrical Data

Max. Current Rating	3.0 A
Typical Continuity Resistance	<= 30 mOhm

Materials

Barrel	Bronze, gold plated
Spring	Spring Steel, silver plated
Plunger	Steel
Receptacle	Bronze, gold plated

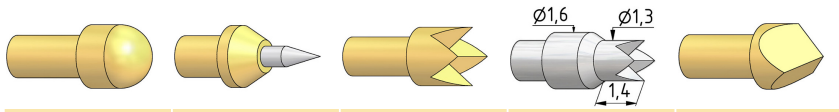
Recommended Diameter of Drill

HP 2361.1 (Trolitax)	1.99 mm
HGW 2372	2.00 mm

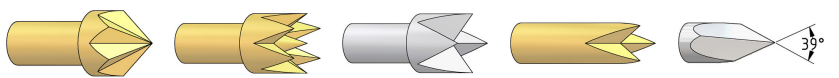
Tip style - Diameter - Plating



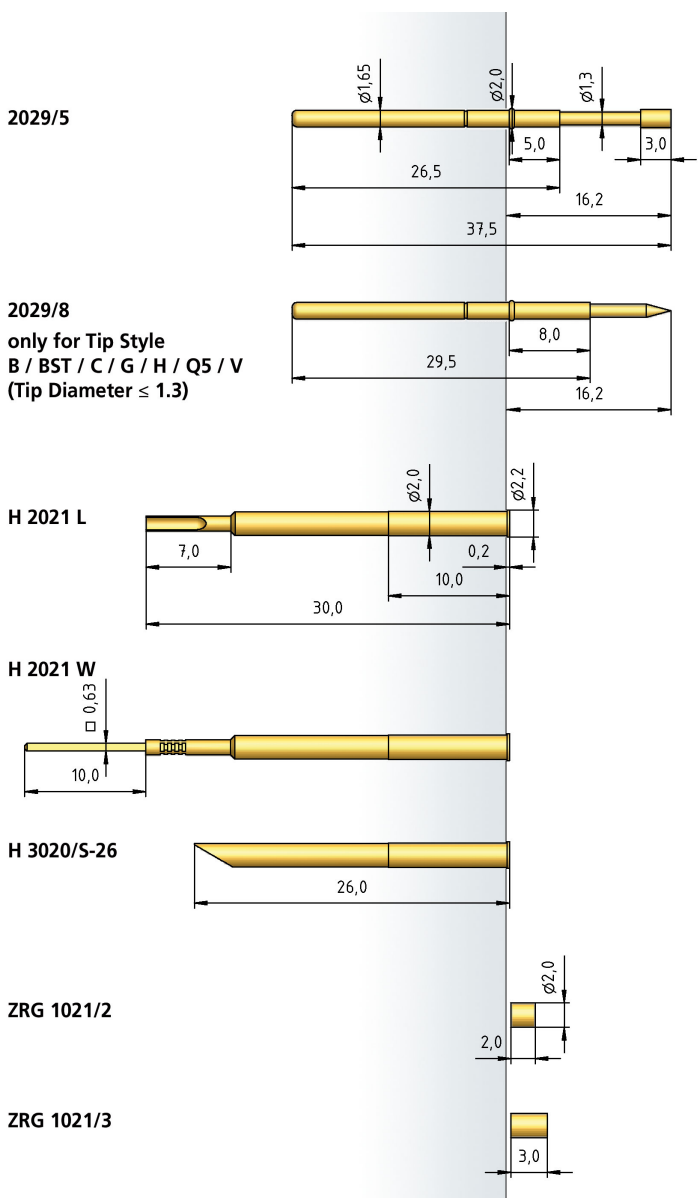
A	B	BST	C	C
1.50 Ni	1.30 Rh	0.80 Au	1.30 Ni 1.50 Au 1.50 Rh	1.30/1.60 Rh 1.30/1.60 Ni



D	EB	G	G	H
1.50 Au	1.80 Au	1.30 Au 1.30 Ni 1.30 Rh 1.50 Ni	1.30/1.60 Ni 1.30 /1.60 Rh	1.30 Au 1.50 Ni 1.80 Au



K	M1	Q	Q5	V
1.80 Au	1.50 Au	1.50 Ni	1.30 Au 1.30 Ni	1.30 Ni



How to Order

2029/	5	C	1.5 N	Rh	1.5	
	1	2	3	4	5	6
1. Series 2. Collar Height 3. Tip Style						
4. Spring Force 5. Tip Plating 6. Tip Diameter						