

# Series 2028 • 1028

- Metric design
- Contacting of assembled PCBs
- Large selection of head styles

### Mechanical Data

Center	2.54 mm/100 mil
Full Travel	5.30 mm
Working Travel	4.00 mm
Pre-loaded Spring Force	0.30/ 0.40/ 0.50/ 0.75/ 1.00/ 1.00 N
Spring Force at Working Travel	0.70/ 1.00/ 1.50/ 2.25/ 3.00/ 5.00 N
2	

### Electrical Data

Max. Current Rating	3.0 A
Typical Continuity Resistance	<= 25 mOhm


### Materials

Barrel	Bronze/Brass, gold plated
Spring	Spring Steel, gold plated
Plunger	Steel, Plastic
Receptacle	Bronze, gold plated

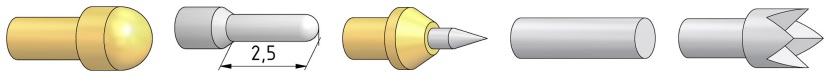
### Recommended Diameter of Drill

HP 2361.1 (Trolitax)	1.99 mm
HGW 2372	2.00 mm

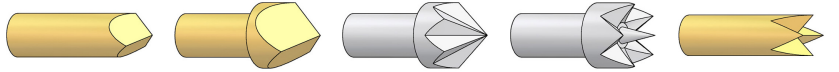
### Tip style - Diameter - Plating



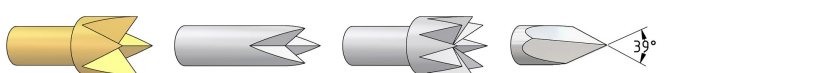
A	B	BST	C	CSM
1.50 Au 1.80 Ni	1.30 Rh	0.80 Au	1.40 Au 1.80 Rh 2.50 Rh 3.50 Rh	1.00/2.00 Au/HTK



D	D1	EB	F	G
1.40 Au	0.65 Ni 0.80 Ni	1.80 Au	1.30 Ni	1.30 Ni 1.50 Rh



H	H	K	M6	Q
1.30 Au	1.40 Au 1.80 Au	1.30 Au 1.75 Ni	2.00 Rh	1.30 Au



Q	Q5	Q8	V
1.80 Au 2.00 Au	1.30 Ni	2.30 Ni	1.30 Ni

### How to Order

2028	A	1.5 N	Au	1.5
1	2	3	4	5

1. Series 2. Tip Style 3. Spring Force  
4. Tip Plating 5. Tip Diameter

# Series 2028 • 1028

