

Series 1008/E

- Interface pin
- Contacting of assembled PCBs

Mechanical Data

Center	1.27 mm/50 mil
Full Travel	6.40 mm
Working Travel	4.30 mm
Pre-loaded Spring Force	0.30/ 0.40/ 0.50/ 0.60 N
Spring Force at Working Travel	1.00/ 1.50/ 2.00/ 2.80 N

Electrical Data

Max. Current Rating	2.0...3.0 A
Typical Continuity Resistance	<= 20 mOhm


Materials

Barrel	Bronze, gold plated
Spring	Spring Steel, gold plated
Plunger	Steel, CuBe
Receptacle	Bronze, gold plated


Recommended Diameter of Drill

HP 2361.1 (Trolitax)	0.95...0.96 mm
with pressed-in Ring	1.02 mm
HGW 2372	0.96...0.97 mm
with pressed-in Ring	1.03 mm

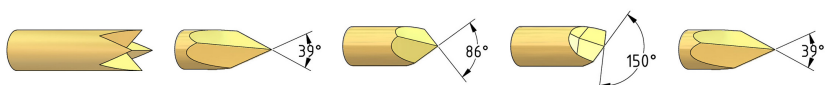
Tip style - Diameter - Plating



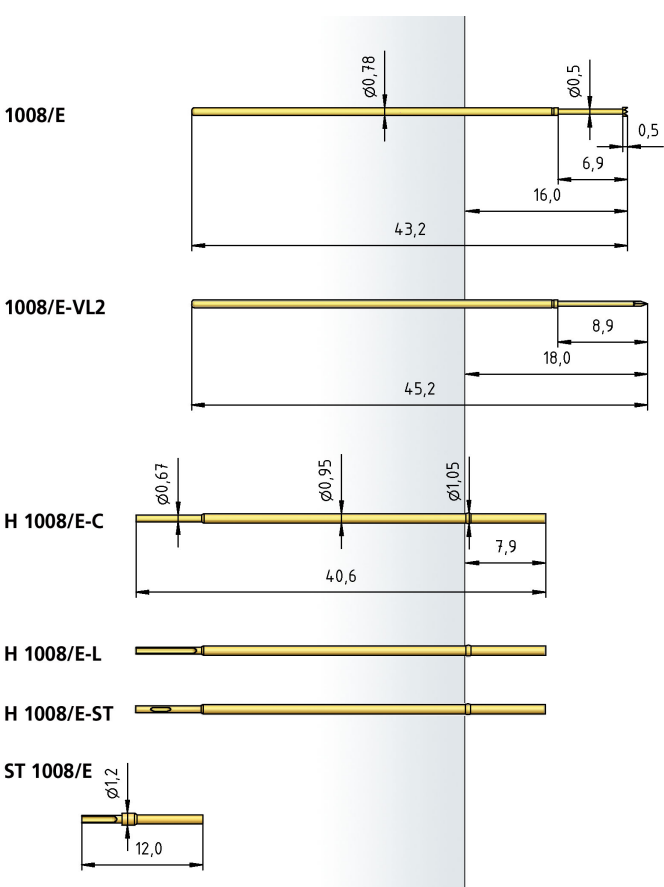
A	A	B	BST2	C
0.50C Au	0.90 Au	0.50 Au	0.50 Au	0.90C Au



D	F	H	H1	LG
0.50C Au	0.60C Au	0.50 Au 0.90C Au	0.50 Au	0.40 Au



Q	V	V1	V4	VL2
0.50 Au	0.50 Au	0.50 Au	0.50 Au	0.50 Au



How to Order

1008/E	C	1.5 N	Au	0.9	C
1	2	3	4	5	6

1. Series 2. Tip Style 3. Spring Force
4. Tip Plating 5. Tip Diameter 6. Tip Material (only for CuBe)