

Series 1004/E

- International standard for 40 mil applications
- Contacting of assembled PCBs

Mechanical Data

Center	1.00 mm/40 mil
Full Travel	6.40 mm
Working Travel	4.3 mm
Pre-loaded Spring Force	0.20 N
Spring Force at Working Travel	0.80 N

Electrical Data

Max. Current Rating	2.0 A
Typical Continuity Resistance	<= 20 mOhm


Materials

Barrel	Bronze, gold plated
Spring	Steel, gold plated
Plunger	Steel, CuBe, gold plated
Receptacle	Bronze, gold plated
Wire AWG 30	Copper, silver plated, insulated

Recommended Diameter of Drill

HP 2361.1 (Trolitax)	0.75 mm
HGW 2372	0.76 mm

Tip style - Diameter - Plating



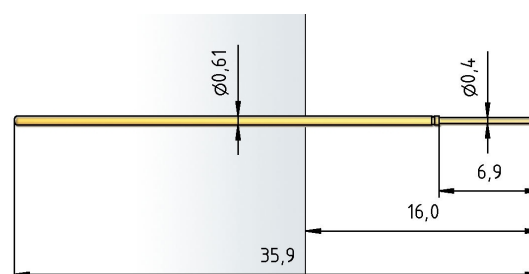
D	G	LG	V	V4
0.40C Au	0.40C Au	0.32 Au	0.40 Au	0.40 Au



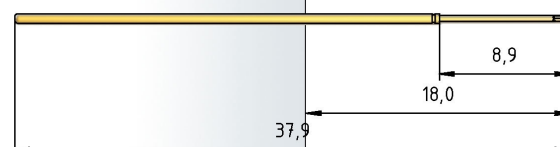
VL2

0.40 Au

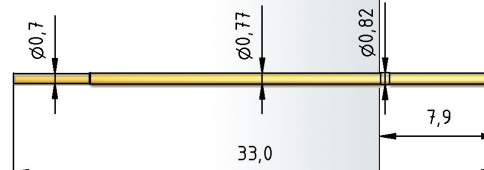
1004/E




1004/E-VL2



H 1004/E-C



H 1004 V1000



How to Order

1004/E	G	0.8 N	Au	0.4	C
1	2	3	4	5	6

1. Series 2. Tip Style 3. Spring Force
4. Tip Plating 5. Tip Diameter