



DEUTSCH | DEUTSCH DT

TE Internal #: DT06-3S-EP11

Housing for Female Terminals, Wire-to-Wire, 3 Position, .394 in [10.01 mm] Centerline, Sealable, Black, Wire & Cable, Power & Signal, DEUTSCH DT

[View on TE.com >](#)

Connectors > Automotive Connectors > Connector Housings > DEUTSCH DT HOUSINGS



Connector & Housing Type: **Housing for Female Terminals**

Mating Pin Diameter: **1.59 mm [.063 in]**

Connector System: **Wire-to-Wire**

Number of Positions: **3**

Centerline (Pitch): **10.01 mm [.394 in]**

[All DEUTSCH DT HOUSINGS \(461\)](#)

Features

Product Type Features

Connector & Housing Shape	Triangular
Connector & Housing Type	Housing for Female Terminals
Connector System	Wire-to-Wire
Sealable	Yes
Hybrid Connector	No
Primary Locking Feature	Integrated in Housing
Connector & Contact Terminates To	Wire & Cable

Configuration Features

Blank Cavity Position	0
Connector Modification	Enhanced Seal Retention, Shrink Boot Adapter
Number of Positions	3

Electrical Characteristics

Operating Voltage	250 VAC
Nominal Voltage Architecture	12 V, 24 V, 48 V

Body Features

Cable Exit Angle	180°
------------------	------



Body Material	PA GF
---------------	-------

Primary Product Color	Black
-----------------------	-------

Contact Features

Contact Size	Size 16
--------------	---------

Contact Type	Socket
--------------	--------

Mating Pin Diameter	1.59 mm[.063 in]
---------------------	------------------

Contact Current Rating (Max)	13 A
------------------------------	------

Mechanical Attachment

Mounting Feature	Without
------------------	---------

Terminal Position Assurance	Yes
-----------------------------	-----

Strain Relief	Add By Accessory
---------------	------------------

Mating Alignment Type	Polarized
-----------------------	-----------

Mating Alignment	With
------------------	------

Connector Mounting Type	Cable Mount (Free-Hanging)
-------------------------	----------------------------

Housing Features

Centerline (Pitch)	10.01 mm[.394 in]
--------------------	-------------------

Dimensions

Product Width	20.23 mm[.796 in]
---------------	-------------------

Product Length	40.67 mm[1.601 in]
----------------	--------------------

Product Height	24.6 mm[.968 in]
----------------	------------------

Accepts Wire Insulation Diameter Range	2.23 – 3.68 mm[.088 – .145 in]
--	--------------------------------

Usage Conditions

Operating Temperature (Max)	125 °C[257 °F]
-----------------------------	----------------

Operating Temperature Range	-55 – 125 °C[-67 – 257 °F]
-----------------------------	----------------------------

Operation/Application

Circuit Application	Power & Signal
---------------------	----------------

Industry Standards

Agency/Standard	SAE J2030
-----------------	-----------

Degree of Protection	IP68, IP6K9K
----------------------	--------------

UL Flammability Rating	12mm Flame Test per Standard UL-94
------------------------	------------------------------------

Packaging Features

Packaging Quantity	800
--------------------	-----



Packaging Method	Box
Other	
Serviceable	Yes
Connector Position Assurance Capable	No

Product Compliance

[For compliance documentation, visit the product page on TE.com>](#)

EU RoHS Directive 2011/65/EU	Compliant
EU ELV Directive 2000/53/EC	Compliant
China RoHS 2 Directive MIIT Order No 32, 2016	No Restricted Materials Above Threshold
EU REACH Regulation (EC) No. 1907/2006	Current ECHA Candidate List: JUNE 2022 (224) Candidate List Declared Against: JAN 2022 (223) SVHC > Threshold: Not Yet Reviewed
Halogen Content	Not Low Halogen - contains Br or Cl > 900 ppm.
Solder Process Capability	Not reviewed for solder process capability

Product Compliance Disclaimer

This information is provided based on reasonable inquiry of our suppliers and represents our current actual knowledge based on the information they provided. This information is subject to change. The part numbers that TE has identified as EU RoHS compliant have a maximum concentration of 0.1% by weight in homogenous materials for lead, hexavalent chromium, mercury, PBB, PBDE, DBP, BBP, DEHP, DIBP, and 0.01% for cadmium, or qualify for an exemption to these limits as defined in the Annexes of Directive 2011/65/EU (RoHS2). Finished electrical and electronic equipment products will be CE marked as required by Directive 2011/65/EU. Components may not be CE marked. Additionally, the part numbers that TE has identified as EU ELV compliant have a maximum concentration of 0.1% by weight in homogenous materials for lead, hexavalent chromium, and mercury, and 0.01% for cadmium, or qualify for an exemption to these limits as defined in the Annexes of Directive 2000/53/EC (ELV). Regarding the REACH Regulation, the information TE provides on SVHC in articles for this part number is based on the latest European Chemicals Agency (ECHA) 'Guidance on requirements for substances in articles' posted at this URL: <https://echa.europa.eu/guidance-documents/guidance-on-reach>

Compatible Parts





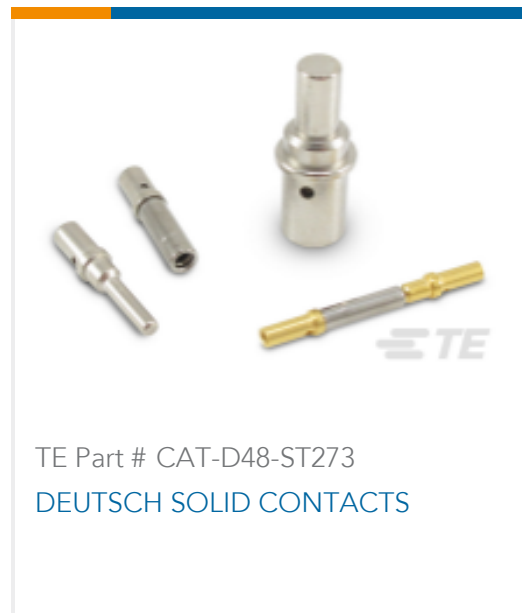
TE Part # DT-RT1
EXT TOOL, FRONT RELEASE



TE Part # CAT-D487-H342
DEUTSCH DT HEADERS



TE Part # CAT-D48-SFT273
DEUTSCH STAMPED & FORMED CONTACTS



TE Part # CAT-D48-ST273
DEUTSCH SOLID CONTACTS




TE Part # 776363-1
SEALING PLUG, SZ 16 CAVITY

Also in the Series | DEUTSCH DT



Automotive Connector Caps & Covers (98)



Automotive Connector Locks & Position Assurance(73)



Automotive Housings(619)




Automotive Seals & Cavity Plugs(4)



Insertion & Extraction Tools(3)



Other Automotive Connector Accessories(14)



PCB Headers & Receptacles(106)

Customers Also Bought



TE Part #HDC9-JDL082397
DUST CAP, 9P, REC, BLK, LANYARD, HD10



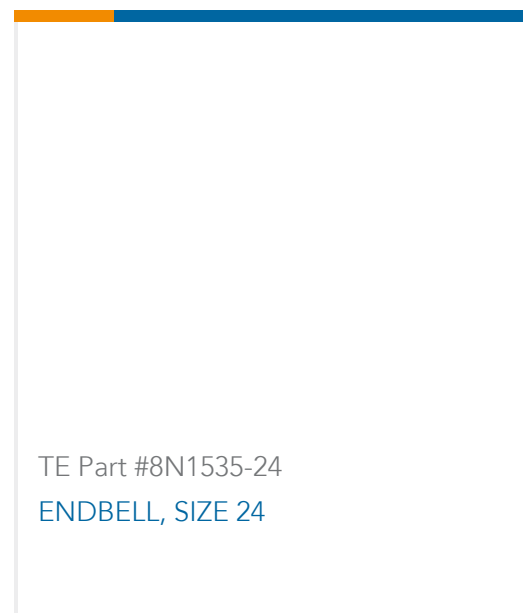
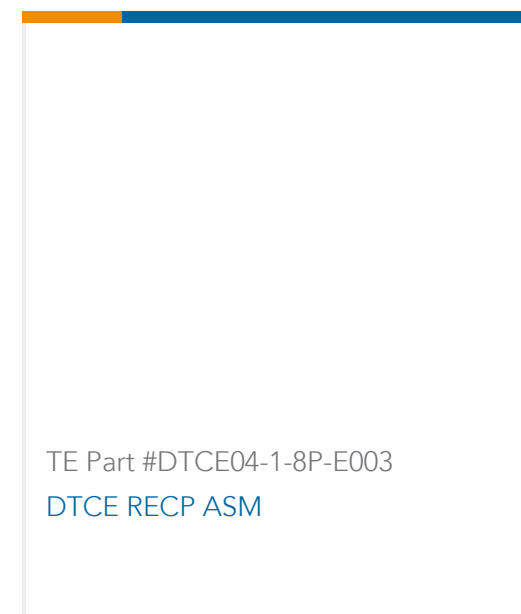
TE Part #DTP06-2S-CE01
PLG, 2P, GRY, E, CAP



TE Part #HDP24-24-9SE-L015
REC, 9P, BLK, E, THD, 4/8/12, S



TE Part #1534968-2
BOLT M5 WITH SQUARE HEAD



Documents

Product Drawings

PLG, 3P, BLK, N, SEAL RET, XCAP

English

CAD Files

3D PDF

3D

Customer View Model

[ENG_CVM_CVM_DT06-3S-EP11_B.2d_dxf.zip](#)

English

Customer View Model

[ENG_CVM_CVM_DT06-3S-EP11_B.3d_igs.zip](#)

English

Customer View Model

[ENG_CVM_CVM_DT06-3S-EP11_B.3d_stp.zip](#)

English

By downloading the CAD file I accept and agree to the [Terms and Conditions](#) of use.

Datasheets & Catalog Pages

DEUTSCH DT Enhanced Seal Retention Connectors

English

ICT Terminals and Connectors Catalogue

English

CONNECTOR SELECTOR

English

Product Specifications



Application Specification

English

Product Environmental Compliance

[MD_DT06-3S-EP11_0202201818_dmtec](#)

English

[MD_DT06-3S-EP11_0202201818_dmtec](#)

English

Agency Approvals

[UL Report](#)

English