



Connectors > Connector Backshells & Adapters > Ruggedized Backshells & Adapters



Connector General Specification Number: AS50151 Class D,L,U,W Crimp Contact, AS50151 Class D,L,U,W Crimp Contact Less ENDBELL, AS50151 Class L,W Crimp Contact, AS50151 Crimp Contact, AS81703 Series 3, AS81703 Series 3/Class E,L, MIL-DTL-26482 Series 2/Class A,L, MIL-DTL-83723 Series I/Class A,G,R, MIL-DTL-83723 Series I/Class G,R, MIL-DTL-83723 Series III/Class A,G,K,R, MIL-DTL-83723 Series III/Class A,G,K,R,S, MIL-DTL-83723 Series III/Class A,G,R, MIL-DTL-83723 Series III/Class G,R, MIL-DTL-83723 Series III /Class G,R,W, MIL-DTL-83723 Series III/Class S, MIL-DTL-83723 Series IIII/Class H

Backshell Material: Aluminum

Adapter Plating Material: Cadmium (AMS-QQ-P-416, Type II, Class 3)

Cable Diameter Range: 9.5 – 15.2 mm [ .375 – .6 in ]

Adapter Angle: Straight

## Features

### Product Type Features

Termination Device Included	TR12BI
Pluggable I/O Accessory Type	Tinel-Lock Adapter
Adapter Angle	Straight
Termination Device Type	Side-Entry Tinel-Lock Ring, Tinel-Lock Adapter, Tinel-Lock Ring
Connector Shell Size	12, 14, 14S

### Body Features

Color	Olive Drab
Backshell Material	Aluminum
Adapter Plating Material	Cadmium (AMS-QQ-P-416, Type II, Class 3)
TE Adapter Code	54
Adapter Entry Size	12

### Termination Features

Overbraid Termination	Tinel-Lock Ring
-----------------------	-----------------

### Dimensions

Cable Entry Diameter	.2 – 19.1 mm [.01 – .75 in]
----------------------	-----------------------------



Cable Diameter Range 9.5 – 15.2 mm [.375 – .6 in]

### Usage Conditions

Salt Spray Resistance 500 Hr

Operating Temperature Range -65 – 175 °C [-85 – 347 °F]

### Industry Standards

Connector Detail Specification Number AS34001, AS34011, AS34041, AS34061, AS34081, AS34091, AS34121, AS34241, AS34461, AS34501, AS34511, AS34541, AS34561, AS34641, AS34671, AS34681, M83723/01, M83723/02, M83723/03, M83723/04, M83723/05, M83723/06, M83723/07, M83723/08, M83723/13, M83723/14, M83723/36, M83723/37, M83723/38, M83723/39, M83723/40, M83723/41, M83723/42, M83723/43, M83723/48, M83723/49, M83723/65, M83723/66, M83723/67, M83723/68, M83723/69, M83723/71, M83723/72, M83723/73, M83723/74, M83723/75, M83723/76, M83723/77, M83723/78, M83723/82, M83723/83, M83723/84, M83723/85, M83723/86, M83723/87, M83723/91, M83723/92, M83723/95, M83723/96, M83723/97, M83723/98, MS3459, MS3470, MS3471, MS3472, MS3474, MS3475, MS3476, NAS 1599, NAS 1641, NAS 1642, NAS 1643, NAS 1650, NAS 1651, NAS 1652, NAS 1653, NAS 1692, NAS 1693, NAS 1694, NAS 1699, NAS 1700, NAS 1701, NAS 1702

### Other

Connector General Specification Number AS50151 Class D,L,U,W Crimp Contact, AS50151 Class D,L,U,W Crimp Contact Less ENDBELL, AS50151 Class L,W Crimp Contact, AS50151 Crimp Contact, AS81703 Series 3, AS81703 Series 3/Class E,L, MIL-DTL-26482 Series 2/Class A,L, MIL-DTL-83723 Series I/Class A,G,R, MIL-DTL-83723 Series I/Class G,R, MIL-DTL-83723 Series III /Class A,G,K,R, MIL-DTL-83723 Series III /Class A,G,K,R,S, MIL-DTL-83723 Series III /Class A,G,R, MIL-DTL-83723 Series III /Class G,R, MIL-DTL-83723 Series III/Class G,R,W, MIL-DTL-83723 Series III/Class S, MIL-DTL-83723 Series III/Class H



## Product Compliance

[For compliance documentation, visit the product page on TE.com>](#)

EU RoHS Directive 2011/65/EU	Not Compliant
EU ELV Directive 2000/53/EC	Not Compliant
China RoHS 2 Directive MIIT Order No 32, 2016	Restricted Materials Above Threshold
EU REACH Regulation (EC) No. 1907/2006	<p>Current ECHA Candidate List: JUNE 2022 (224)</p> <p>Candidate List Declared Against: JUL 2021 (219)</p> <p>SVHC &gt; Threshold:</p> <p>Pb (.3% in BODY &amp; NUT)</p> <p>Cd (3% in BODY &amp; NUT)</p> <p><b>Article Safe Usage Statements:</b>                      Use personal protective equipment as required. Do not eat, drink or smoke when using this product. Wash thoroughly after handling. Recycle if possible and dispose of the article by following all applicable governmental regulations relevant to your geographic location.</p>
Halogen Content	Low Halogen - Br, Cl, F, I < 900 ppm per homogenous material. Also BFR/CFR/PVC Free
Solder Process Capability	Not applicable for solder process capability

### Product Compliance Disclaimer

This information is provided based on reasonable inquiry of our suppliers and represents our current actual knowledge based on the information they provided. This information is subject to change. The part numbers that TE has identified as EU RoHS compliant have a maximum concentration of 0.1% by weight in homogenous materials for lead, hexavalent chromium, mercury, PBB, PBDE, DBP, BBP, DEHP, DIBP, and 0.01% for cadmium, or qualify for an exemption to these limits as defined in the Annexes of Directive 2011/65/EU (RoHS2). Finished electrical and electronic equipment products will be CE marked as required by Directive 2011/65/EU. Components may not be CE marked. Additionally, the part numbers that TE has identified as EU ELV compliant have a maximum concentration of 0.1% by weight in homogenous materials for lead, hexavalent chromium, and mercury, and 0.01% for cadmium, or qualify for an exemption to these limits as defined in the Annexes of Directive 2000/53/EC (ELV). Regarding the REACH Regulation, the information TE provides on SVHC in articles for this part number is based on the latest European Chemicals Agency (ECHA) 'Guidance on requirements for substances in articles' posted at this URL: <https://echa.europa.eu/guidance-documents/guidance-on-reach>

## Compatible Parts



TE Part # 173643-000  
[RH-3960-1-TINEL-KIT-120V](#)

Also in the Series | **RAYCHEM TXR**



Ruggedized Backshells & Adapters  
(2071)



Screened Backshells & Adapters(1)

## Customers Also Bought



TE Part #534211-000  
55A2122-22-6/9-9CS2275




TE Part #YDIV44E11-35PCC009  
RECP ASSY



TE Part #1-1617162-5  
J1MAPT-18XM = M28776/5-023M



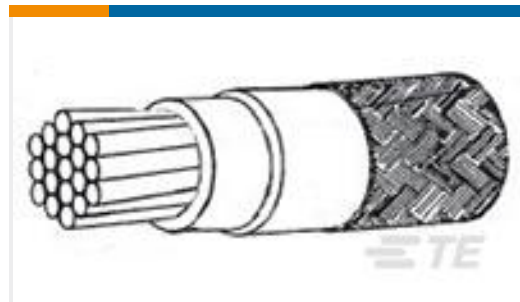
TE Part #1617756-3  
FCA-410-CY2




TE Part #3-1617072-7  
3SBC1542A2 = M39016/13-077L



TE Part #316203-000  
55A1131-20-2/6/9-9



TE Part #218045-001  
55A8040-2-5D



TE Part #YDTS21N11-98PNV001  
HERM RECP



TE Part #401927-000  
D-500-0457-3-613-078

## Documents

### Product Drawings

[TXR54AB00-1412BI](#)

English

### CAD Files

[3D PDF](#)

[3D](#)

[Customer View Model](#)

[ENG\\_CVM\\_CVM\\_757117-000\\_O.2d\\_dxf.zip](#)





English

**Customer View Model**

[ENG\\_CVM\\_CVM\\_757117-000\\_O.3d\\_igs.zip](#)

English

**Customer View Model**

[ENG\\_CVM\\_CVM\\_757117-000\\_O.3d\\_stp.zip](#)

English

By downloading the CAD file I accept and agree to the [Terms and Conditions](#) of use.

---

## Datasheets & Catalog Pages

[5-1654025-5\\_sec6\\_Adapters](#)

English

**Circular Backshells**

English

---

## Product Specifications

**General Information Package for Tinel-Lock Adapters**

English

[Braid termination using a Tinel Lock Ring installed using a resistance heater.](#)

French

[Braid termination using a Tinel Lock Ring installed using a resistance heater.](#)

English

[PERFORMANCE SPECIFICATION Tinel-Lock Rings, Heat Recoverable for Braid Termination](#)

English

[ASSEMBLY GUIDE for Tinel -Lock Rings, Heat Recoverable for Braid Temination](#)

English

---

## Instruction Sheets

[Instruction Sheet \(U.S.\)](#)

English