

Using Oscilloscope Segmented Memory for Serial Bus Applications

Application Note



Introduction

If the signals that you need to capture on an oscilloscope have relatively long idle times between low duty cycle pulses or bursts of signal activity, such as packetized serial data, then using a scope with segmented memory acquisition can effectively extend the amount of time and the number of serial packets that can be captured at a higher sample rate.

All oscilloscopes have a limited amount of acquisition memory. And you should be aware that a scope's memory depth determines the amount of waveform time and the number of serial packets the scope can capture at a particular sample rate. Although you can easily set a scope's timebase to a very slow time/div setting in order to capture very long time-spans and lots of serial packets, scopes will automatically reduce their sample rates once the maximum time-span at the scope's maximum sample rate has been exceeded. When a scope's sample rate is reduced, it can no longer provide precision horizontal and vertical waveform detail (based on the scope's specified bandwidth and maximum sample rate).

Table of Contents

Introduction.....	1
Traditional Segmented Memory Applications.....	3
Packetized Serial Bus Applications	4
Summary	6
Related Literature	6



In the case of Agilent's InfiniiVision 3000 and 4000 X-Series scopes, the maximum memory depth is 4 M points and the maximum sample rate is 5 GSa/s. This means that the maximum amount of continuous time that the scope can capture while still sampling at the scope's maximum sample rate of 5 GSa/s is 800 μ s (Acquisition time = memory depth/sample rate). Since the Agilent 2000 X-Series has a maximum memory depth of 1 M points, this scope is limited to capturing a maximum time-span of 500 μ s while sampling at its maximum sample rate of 2 GSa/s.

Figure 1 shows an example where just three narrow pulses can be captured at the scope's maximum sample rate. But what if you needed to capture and compare 100 consecutive pulses or bursts of signal activity... or perhaps even 1,000 consecutive pulses or serial packets?

If you need to capture a longer time-span and more serial packets while still digitizing at a high sample rate, then one option is to simply purchase an oscilloscope with deeper memory. Unfortunately, purchasing a scope with gigabytes of acquisition memory can be a costly option. But if the signals that you need to capture exhibit long signal dead-times between important waveform segments, such as low duty cycle pulses or bursts of serial data packets, then using a scope with segmented memory acquisition can be a more economical solution.

Traditional Single-shot Acquisition

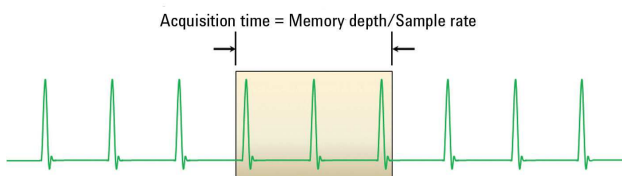


Figure 1: Continuous acquisition time is a function of a scope's memory depth and sample rate.

Segmented memory acquisition can effectively extend the scope's total acquisition time by dividing the scope's available acquisition memory into smaller memory segments. The scope then selectively digitizes just the important portions of the waveform under test at a high sample rate as illustrated in Figure 2. This enables your scope to capture many successive single-shot waveforms with a very fast re-arm time—without missing important signal information.

After a segmented memory acquisition is performed, you can then easily view all captured waveforms overlaid in an infinite-persistence display, as well as quickly scroll through each individual waveform segment. And in the case of serial bus applications, the scope also automatically provides protocol decode of each captured packet/segment. Although most of the signal dead/idle-time between each segment is not captured, the scope provides a time-tag for each segment so that you know the precise time between each pulse, each burst, or each serial packet captured.

Common measurement applications for this type of oscilloscope acquisition include high energy physics measurements, laser pulse measurements, radar burst measurements, and packetized serial bus measurements. We will first show a more traditional example of using segmented memory acquisition to capture a series of very low duty cycle laser pulses. We will then show an example of "a new kid on the block" and what should be considered a more common—but less understood—segmented memory acquisition application of capturing consecutive and selective packets of serial bus activity.

Segmented Memory Acquisition

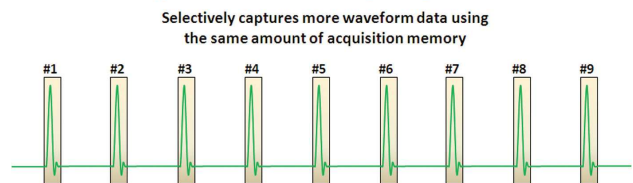


Figure 2: Segmented memory optimizes capture time by dividing the scope's available acquisition memory into smaller segments.

Traditional Segmented Memory Applications

One of the more traditional applications for segmented memory acquisition in an oscilloscope is to capture electrical pulses generated by high energy physics (HEP) experiments, such as capturing and analyzing laser pulses.

Figure 3 shows a segmented memory acquisition of 1000 consecutive laser pulses with an approximate pulse width of 15 ns and a pulse separation time of approximately 13 μ s. All 1000 captured pulses are displayed in infinite-persistence, while the current selected segment is shown in the channel's assigned color (yellow for Channel 1).

To view all captured pulses in an infinite-persisted display, you can also view each individual captured pulse for more detailed post-analysis.

Note that the 1000th captured pulse occurred exactly 133.693 ms after the 1st captured pulse as indicated by the segment time-tag shown in the lower left-hand region of the scope's display. With the scope sampling at 5 GSa/s, capturing this amount of time would have required over 600 M points of conventional acquisition memory. But if these laser pulses were separated by 10 ms, then the amount of conventional acquisition memory to capture 10 seconds of continuous acquisition time ($1000 \times 10 \text{ ms} = 10 \text{ sec}$) would be more than 50 G points. Unfortunately, there are no oscilloscopes on the market today that have this much acquisition memory. And if you could find one, beware of the price tag! But since segmented memory only captures a small and selective segment of time around each pulse, while shutting down the scope's digitizers during signal idle time, the Agilent InfiniiVision scopes can easily capture this much information using their available acquisition memory, and at a much more reasonable price-point.

Another similar high energy physics application involves the measurement of energy and pulse shapes of signals generated from sub-atomic particles flying around an accelerator ring (particle physics). Assuming that sub-atomic particles have been slung around a 3 km accelerator ring at a speed approaching the speed of light (299,792,458 m/s), electrical pulses generated at a single detector at one location along the 3 km ring would occur approximately every 10 μ s. With segmented memory acquisition, successive pulses generated by the sub-atomic particles could be easily captured, compared, and analyzed with precise time-tagging.

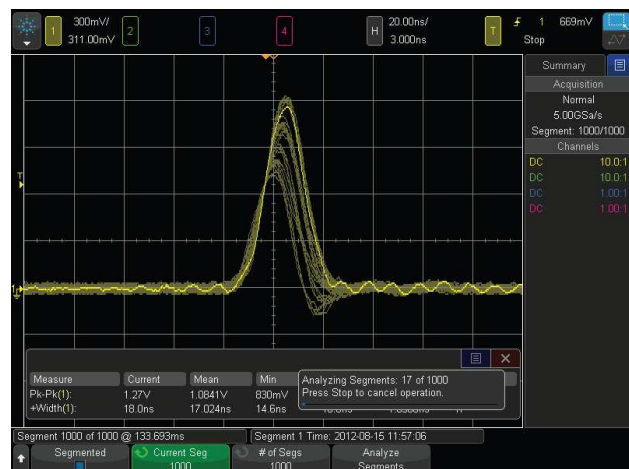


Figure 3: Segmented memory acquisition captures 1000 consecutive laser pulses for analysis.

Packetized Serial Bus Applications

Although perhaps not considered before, packetized serial bus measurements are another application area where segmented memory acquisition can optimize the number of serial packets/frames that can be captured consecutively by selectively ignoring (not digitizing) unimportant idle time between packets. Segmented memory can also be used to capture just selected packet/frames with a particular ID or address, and ignore all other packets and signal idle time. Common serial buses where segmented memory can be used to optimize the number of packets/frames that can be captured include I²C, SPI, RS-232/UART, USB, CAN, LIN, FlexRay, I²S, ARINC 429 and MIL-STD 1553.

To illustrate how segmented memory acquisition can enhance serial bus measurements, we will examine an automotive CAN bus measurement application on an Agilent InfiniiVision 4000 X-Series oscilloscope. But remember that the concepts presented in this particular CAN bus application can be applied to other serial bus protocol applications, such as I²C, SPI, UART, etc.

Figure 4 shows a CAN bus measurement with the scope setup to trigger on every start-of-frame (SOF) condition. Using this triggering condition with the segmented memory acquisition mode turned on, the scope easily captures 1,000 consecutive CAN frames for a total acquisition time of 2.385 seconds. After acquiring the 1,000 segments/CAN frames, we can then easily scroll through all frames individually to look for any anomalies or errors. In addition, we can easily make latency timing measurements between frames using the segmented memory's time-tagging.

After capturing 1,000 consecutive CAN frames based on a start-of-frame (SOF) triggering condition, perhaps we notice something peculiar about one specific frame ID, such as data frame 07F, and we now want to further analyze our CAN serial bus activity, but only when data frame 07F is generated. We can change the scope's trigger condition from triggering on SOF (all frames) to trigger on ID: 07F in order to selectively capture 1,000 consecutive occurrences of just frame ID: 07F as shown in Figure 5. In this example, the scope captured nearly a 20 seconds time span. Notice in the scope's protocol lister/table display, each captured frame has the same frame ID: 07F. Also notice that the scope captured an error frame (highlighted in red) during segment 996, which occurred 19.02 seconds after the first captured frame/segment.

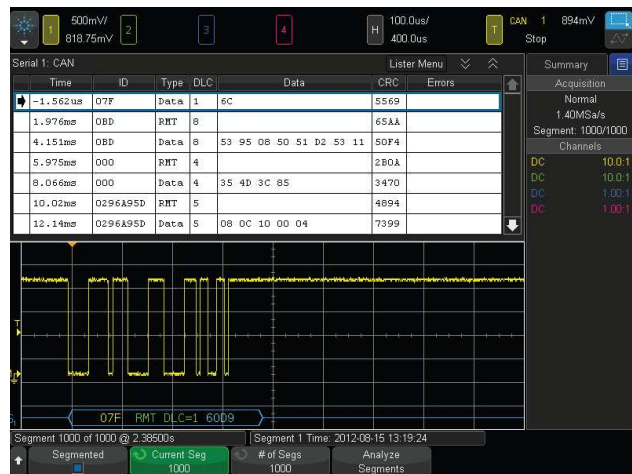


Figure 4: Capturing 1,000 consecutive decoded CAN frames using segmented memory on an Agilent InfiniiVision Series oscilloscope.

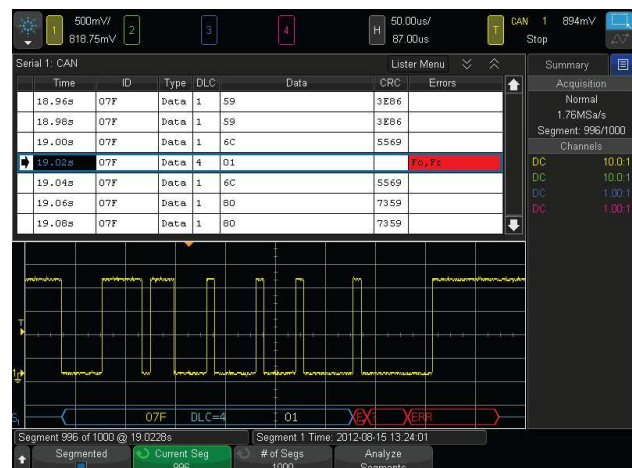


Figure 5: Capturing 1000 consecutive occurrences of just data frame ID: 07F.

The next step in this CAN serial bus debug process while using segmented memory acquisition might be to then setup the scope to selectively capture consecutive occurrences of all flagged error frames, regardless of the frame ID. To do this we would change the scope's trigger condition from triggering on data frame ID: 07F to trigger on error frames. But since error frames occur very infrequently, we will change the number of segments to capture from 1,000 segments to just 100 segments.

In Figure 6 we can see that the scope captured 100 consecutive CAN error frames over an approximate 12.5 second time-span. We can see from the protocol lister that error frames appear to be occurring during just frame IDs 07F, 0BD, 000. Also notice that segment 98, which is frame ID: 07F and is shown in the zoomed waveform display, contains a narrow glitch near the end of the frame. Perhaps this glitch is the culprit that is causing error frames to sometimes occur during frame ID: 07F.

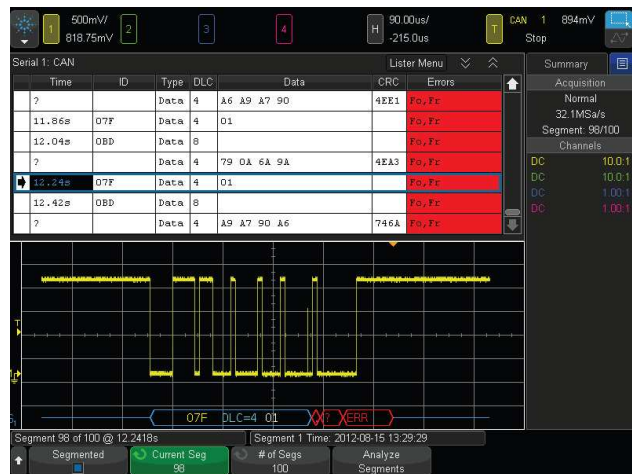


Figure 6: Capturing 100 consecutive occurrences of CAN error frames reveals a glitch in frame ID: 07F.

Summary

Segmented memory acquisition should no longer be considered a special oscilloscope function relegated to special applications such as high energy physics experiments. Segmented memory acquisition is now available in many of today's digital storage oscilloscopes. Segmented memory acquisition optimizes a scope's

available acquisition memory to effectively extend the time-span that the scope can capture in a single-shot. And when combined with serial bus protocol decoding and triggering, this acquisition mode can be used to more effectively debug your serial bus application.


Related Literature

Publication title	Publication type	Publication number
<i>InfiniiVision 4000 X-Series Oscilloscopes</i>	Data sheet	5991-1103EN
<i>InfiniiVision 3000 X-Series Oscilloscopes</i>	Data sheet	5990-6619EN
<i>InfiniiVision 2000 X-Series Oscilloscopes</i>	Data sheet	5990-6618EN
<i>Segmented Memory Option</i>	Data sheet	5989-7833EN

To download these documents, insert the publication number in the URL: <http://op.literature.com/litweb/pdf/xxxx-xxxxEN.pdf>

Product Web site

For the most up-to-date and complete application and product information on Agilent's InfiniiVision series oscilloscopes, please visit our product Web site at: www.agilent.com/find/InfiniiVision



Agilent Technologies Oscilloscopes

Multiple form factors from 20 MHz to > 90 GHz | Industry leading specs | Powerful applications



myAgilent

www.agilent.com/find/myagilent

A personalized view into the information most relevant to you.



www.axistandard.org

AdvancedTCA® Extensions for Instrumentation and Test (AXIe) is an open standard that extends the AdvancedTCA for general purpose and semiconductor test. Agilent is a founding member of the AXIe consortium.



www.lxistandard.org

LAN eXtensions for Instruments puts the power of Ethernet and the Web inside your test systems. Agilent is a founding member of the LXI consortium.



www.pxisa.org

PCI eXtensions for Instrumentation (PXI) modular instrumentation delivers a rugged, PC-based high-performance measurement and automation system.

Agilent Channel Partners

www.agilent.com/find/channelpartners

Get the best of both worlds: Agilent's measurement expertise and product breadth, combined with channel partner convenience.



Three-Year Warranty*

www.agilent.com/find/ThreeYearWarranty

Agilent's combination of product reliability and three-year warranty coverage is another way we help you achieve your business goals: increased confidence in uptime, reduced cost of ownership and greater convenience.

** InfiniiVision 2000 X-Series oscilloscopes bought on or after January 1, 2013, have a 5-year warranty.*



Agilent Advantage Services

www.agilent.com/find/AdvantageServices

Accurate measurements throughout the life of your instruments.



www.agilent.com/quality

www.agilent.com

www.agilent.com/find/InfiniiVision

For more information on Agilent Technologies' products, applications or services, please contact your local Agilent office. The complete list is available at: www.agilent.com/find/contactus

Americas

Canada	(877) 894 4414
Brazil	(11) 4197 3600
Mexico	01800 5064 800
United States	(800) 829 4444

Asia Pacific

Australia	1 800 629 485
China	800 810 0189
Hong Kong	800 938 693
India	1 800 112 929
Japan	0120 (421) 345
Korea	080 769 0800
Malaysia	1 800 888 848
Singapore	1 800 375 8100
Taiwan	0800 047 866
Other AP Countries	(65) 375 8100

Europe & Middle East

Belgium	32 (0) 2 404 93 40
Denmark	45 45 80 12 15
Finland	358 (0) 10 855 2100
France	0825 010 700* *0.125 €/minute
Germany	49 (0) 7031 464 6333
Ireland	1890 924 204
Israel	972-3-9288-504/544
Italy	39 02 92 60 8484
Netherlands	31 (0) 20 547 2111
Spain	34 (91) 631 3300
Sweden	0200-88 22 55
United Kingdom	44 (0) 118 927 6201

For other unlisted countries:

www.agilent.com/find/contactus

(BP2-19-13)

Product specifications and descriptions in this document subject to change without notice.

© Agilent Technologies, Inc. 2012, 2013
Published in USA, March 27, 2013
5990-5817EN



Agilent Technologies