


# Performance by Design

New Dimension  
in Hand Soldering



GO LEADFREE

# Content

## Microprocessor-controlled soldering Page

Lead free soldering with Weller tools	3
<b>WD 1 / WD 1000 / WD 2</b>	<b>4</b>
Technical data WD 1	6
Scope of supply WD 1	6
Scope of supply WD 1000 / WD 1000T	6
Accessories WD 1 / WD 1000 / WD 1000T	6
Technical data WD 2 Dual output soldering station	7
Scope of supply WD 2	7
Accessories WD 2	7

## Multifunction soldering stations

<b>WD 1M und WD 2M for Micro soldering tools</b>	<b>8</b>
Technical data WD 1M	10
Scope of supply WD 1M	10
Scope of supply WD 1000M, WD 1000T	10
Technical data WD 2M	11
Scope of supply WD 2M	11
Scope of supply WD 2000M	11

## Micro soldering pencil Page

WMRP soldering pencil for RT soldering tips	12
RT series soldering tips	12

## Micro Desoldering Tweezers

WMRT Micro Desoldering Tweezers for WD 1M, WD 2M	13
Scope of supply WMRT	13
Plug-in adjusted Soldering Tip Set for WMRT	13

## Weller flexibility

Soldering tools	14
Survey of tools and stations	17
LT soldering tips	18


# Lead Free Soldering with Weller Tools

## Why Lead Free Soldering?

In support of the global drive to reduce environmental pollution the European Community's RoHS legislation came into force on July, 1st 2006. A key element of this legislation is the requirement to remove lead from the soldering process.

## Why Weller?

Weller has extensive experience and knowledge of lead free solder. This has been gained through working with our customers in Japan and China who have been using Weller equipment and lead free solder for many years. Weller's 'Silver Line' technology is proven in both terms of its quality and its performance. Your company can benefit from our knowledge and experience.



Grindstone WPB1  
Order No.: WPB1



## Attributes of Lead Free Solder

Lead free solders use new alloys which have higher melting points than traditional lead solder (217°C to 227°C). When compared to solder joints containing lead these new alloys create solder joints which appear dull and are more temperature sensitive during the hardening process.

An increase in process temperature should be avoided as longer cooling times may cause micro cracks. Soldering with higher temperatures can result in black layers on the tip which make them unwettable and cause early fallout (charred flux, oxidized tin, tin-iron-fusion). Thus, new materials like lead free alloys demand new tools.

WDC Dry Cleaner  
Order No.: 005 15 124 99



## Requirements for Hand-Operated Soldering Tools

Due to higher melting points, working with lead free solder requires:

- Tools with better thermal conductivity, to minimise heat loss from the tip of the iron.
- Optimised tip selection. More short and thick tips are preferable to transfer the required heat into the solder joint without increasing the process temperature. Thermal stress on components and PCBs is reduced and the solder tip is protected from damage (lifetime, wettability).
- Cost reduction of consumable parts.

WDC 2 Dry Cleaner  
Order No.: 005 15 125 99



## Hints for Soldering

- Select the lowest possible working temperature.
- Ensure the optimum heat transfer between tip and solder by using a well wetted tip.
- Soldering in an inert gas environment increases the flow behaviour and reduces the need of flux; don't use more flux than is needed.
- Work with soldering tools that offer high power and optimal thermal transfer.
- Use an intelligent soldering station with optimised temperature control and a setback function to reduce the tip temperature when the iron is not in use.
- Preheat the boards with hot plates before repairing to reduce the soldering time.
- Make sufficient tests and create a detailed flow chart to establish the steps needed for a successful transition to lead free soldering.
- Clean the tip with the Weller WDC Dry Cleaner.
- Add sufficient tin to the tip before placing the iron into the stand.
- Unwettable tips can be reactivated with Weller Tip-Activator.
- Apply as little force as possible onto the tip.
- Black layers of oxidized tips can be softly removed with steel or aluminium wool.



# Microprocessor-controlled Soldering WD 1 / WD 1000 / WD 1000T / WD 2

The microprocessor-controlled control units and soldering stations **WD 1/WD 1000/WD 1000T/WD 2** are part of a generation of devices which were developed for industrial production and technology, including repair and laboratory areas.

The **WD 2** microprocessor-controlled control unit has dual ports. These new Weller stations are characterised by their modern, ergonomic design.



## Operation simplicity

- Large LCD display gives clear information and allows simple handling.
- Three fixed temperatures can be assigned with the temperature buttons. You can set the temperature values as desired.
- The antistatic safety rest included with the WD 1000/WD 1000T stations has four different positional settings.
- You can extend the functional diversity of this unit with a USB interface for ISO application for calibration, configuration and precise measured values.

## Functionality

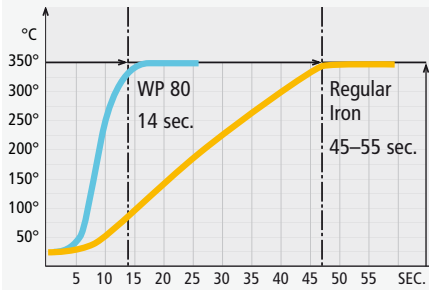
Inbuilt control unit functionality includes: custom-designed calibration function, programmable temperature decrease (setback), interlock functions and remote ID for ISO applications.

## Quality standard

Weller's manufacturing process is based on the strictest quality standards so that our equipment is produced to the highest possible quality. This is further enhanced by various potential balancing options and the antistatic design of the control units and irons.



### Heating-up time



### Automatic tool recognition

The new Weller control units automatically recognise the type of soldering tool connected and assigns the appropriate control parameter for that tool. This normally removes the need for recalibration.

### Additional function of WD 2

The WD 2 has the ability to control two 80 W soldering irons at the same time or one soldering iron of 150 W.

### Temperature accuracy

- Top temperature accuracy and optimised, dynamic temperature behaviour when under stress is achieved by fast and precise measured value recording in the closed control loop.
- Digital control electronics and high-quality sensor and heat transmission technology in the soldering tool guarantee precise temperature control behaviour at the soldering tip.



# Control unit WD 1

## Technical data WD 1

Dimensions:	134 x 108 x 147 mm (l x w x h)
Mains voltage:	230 V / 50/60 Hz; 120 V / 50/60 Hz
Power input:	max. 95 W
Protection class:	I
Temperature control:	150°F – 850°F (50°C – 450°C)
Temperature accuracy:	±17°F (± 9°C)
Temperature stability:	±9°F (± 5°C)
Leak resistance of soldering tip:	< 2 Ω
(Tip to ground)	



## Scope of supply WD 1

- 005 34 006 99 WD 1 Control unit 80 W, 230 V
- Mains cable
- Operation instruction
- Safety information
- Potential balance plug

# Performace by Design

## Scope of supply WD 1000 Kit Soldering Station

- 005 34 026 99 WD 1000
- WD 1000 kit consists of:
- 005 34 006 99 WD 1 Control unit 80 W, 230 V
- 005 29 180 99 WP 80 Soldering iron with soldering tip LT B
- 005 15 121 99 WDH 10 Comfort safety rest
- Mains cable
- Operation instruction
- Safety information
- Potential balance plug



WD 1000 Kit

## Scope of supply WD 1000T Kit Soldering Station

- 005 34 026 70 WD 1000T
- WD 1000T kit consists of:
- 005 34 006 99 WD 1 Control unit 80 W, 230 V
- 005 29 180 99 WP 80 Soldering iron with soldering tip LT B
- 005 15 161 99 WDH 10 Comfort safety rest with Stop+Go function
- Mains cable
- Operation instruction
- Safety information
- Potential balance plug



## Accessories WD 1/WD 1000/WD 1000T

005 33 131 99	MPR 80 Soldering iron set
005 29 188 99	LR 82 Soldering iron set
005 29 179 99	WMP Soldering iron set
005 29 178 99	WSP 80 Soldering iron set
005 33 133 99	WTA 50 Desoldering set
005 27 028 99	WHP 80 Pre-heating plate
005 15 162 99	WDH 20T Safety rest (WMP)
005 15 161 99	WDH 10T Safety rest with Stop+Go function (WP 80, WSP 80)
005 31 185 99	USB Extension module
005 15 125 99	WDC 2 Dry Cleaner

# Dual output control unit WD 2

## Technical data WD 2 Dual output soldering station

Dimensions:	134 x 108 x 147 mm (l x w x h)
Mains voltage:	230 V / 50/60 Hz; 120 V / 50/60 Hz
Power input:	160 W
Protection class:	I
Temperature control:	150°F – 850°F (50°C – 450°C) WSP 150 up to 950°F (550°C)
Temperature accuracy:	±17°F (± 9°C)
Temperature stability:	±9°F (± 5°C)
Leak resistance of soldering tip: (Tip to ground)	< 2 Ω



## Scope of supply WD 2

- 005 34 046 99 WD 2 Dual output control unit 160 W, 230 V
- Mains cable
- Operation instruction
- Safety information
- Potential balance plug

# New Dimension in Hand Soldering

## Accessories WD 2

005 29 181 99	WP 80 Soldering iron set
005 33 131 99	MPR 80 Soldering iron set
005 29 188 99	LR 82 Soldering iron set
005 29 189 99	WSP 150 Soldering iron set
005 29 179 99	WMP Soldering iron set
005 29 178 99	WSP 80 Soldering iron set
005 33 133 99	WTA 50 Desoldering set
005 27 028 99	WHP 80 Pre-heating plate
005 15 162 99	WDH 20T Safety rest (WMP)
005 15 161 99	WDH 10T Safety rest with Stop+Go function (WP 80, WSP 80)
005 27 040 99	WSB 80 Solder bath
005 27 042 99	WSB 150 Solder bath
005 31 185 99	USB Extension module
005 15 125 99	WDC 2 Dry Cleaner



WDH 10T with WDC 2 and WP 80 Soldering iron



# Multifunction soldering stations WD 1M and WD 2M with High Speed Regulation for Micro soldering tools



The Weller WD 1M and WD 2M Multi-function devices are designed for more specialised soldering tasks in the industrial manufacturing and service repair environments. The WD 2M control unit has dual outputs. The USB interface allows various ISO applications and the control of the station via external PC.

## High Speed Regulation

The key characteristic of the WD 1M and WD 2M control units is their additional High Speed Regulation capability. This allows these units to drive Weller's micro tools, WMRP and WMRT as well as the standard range of Weller soldering tools.

## Operation simplicity

- The large LCD display allows clear information and simple handling.
- Three fixed temperatures can be assigned with the temperature buttons. You can set the temperature values as desired.

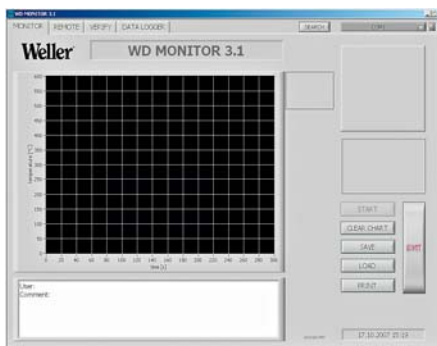
## Functionality

Inbuilt control unit functionality includes: custom-designed calibration function, programmable temperature decrease (set-back), interlock functions and remote ID for ISO applications.

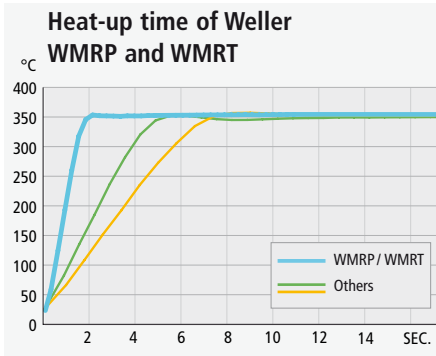


## USB interface

- The control units are equipped with a USB interface. The USB Interface allows precise data logging and various ISO applications.
- There is the possibility to control the station via external PC.
- The software is available free of charge.

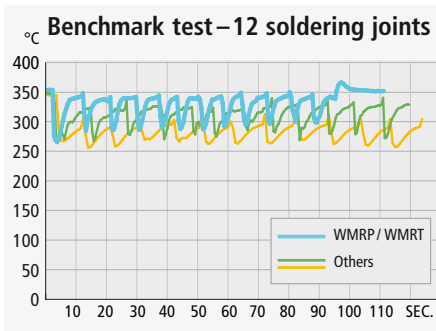






## Automatic tool recognition

The WD 1M and WD 2M control units automatically recognise the type of soldering tool connected and assigns the appropriate control parameter for that tool. This normally removes the need for recalibration.



## Additional function of WD 2M

2 Weller soldering tools (up to 80 Watts each) can be operated simultaneously with the WD 2M. When using a 150 Watt soldering tool, the second channel will automatically be switched OFF.



# Control unit WD 1M



## Technical data WD 1M

Dimensions:	134 x 108 x 147 mm (l x w x h)
Mains voltage:	230V / 50/60Hz; 120V / 50/60 Hz
Power input:	max. 95 W
Protection class:	I
Temperature control:	150°F – 850°F (50°C – 450°C)
Temperature accuracy:	±17°F (± 9°C)
Temperature stability:	±9°F (± 5°C)
Leak resistance of soldering tip:	< 2 Ω
(Tip to ground)	
potential-free plug (factory set hard grounded)	

## Scope of supply WD 1M

- 005 34 066 99 WD 1M Control unit 80 W, 230 V for Micro soldering iron WMRP and Micro desoldering tweezers WMRT with USB-interface
- Mains cable
- Operation instruction
- Safety information
- Potential balance plug
- USB cord
- Software CD

Soldering tools have to be ordered separately!

# Performace by Design

## Scope of supply WD 1000M Kit Soldering Station

- 005 34 086 99 WD 1000M consists of:
- 005 34 066 99 WD 1M Control unit
- 005 29 171 99 WMRP Soldering pencil without tip
- 005 15 156 99 WDH 50 Safety rest with Stop+Go function
- 005 44 603 99 RT 3 soldering tip (see page 12)



# Dual output control unit WD 2M



## Scope of supply WD 2M

- 005 34 106 99 WD 2M, 2 Channel Power Unit digital 160 W, 230 V for Micro soldering iron WMRP and Micro desoldering tweezers WMRT with USB-interface
- Mains cable
- Potential balance plug
- Operating instruction
- Safety information
- USB cord
- Software CD

Soldering Tools to be ordered separately!

## Technical data WD 2M

Dimensions:	134 x 108 x 147 mm (l x w x h)
Mains voltage:	230V / 50/60 Hz; 120V / 50/60 Hz
Power input:	max. 160 W
Protection class:	I
Temperature control:	150°F – 850°F (50°C – 450°C) WSP 150 up to 950°F (550°C)
Temperature accuracy:	±17°F (± 9°C)
Temperature stability:	±9°F (± 5°C)
Leak resistance of soldering tip:	< 2 Ω (Tip to ground)

potential-free plug (factory set hard grounded)



# New Dimension in Hand Soldering



## Scope of supply WD 2000M

- 005 34 126 99 WD 2M, 2 Channel Power Unit digital 160 W, 230 V for Micro soldering iron WMRP and Micro desoldering tweezers WMRT with USB-interface
- WMRP Soldering Iron
- WDH 50 Safety rest with Stop+Go function for WMRP
- RT 3 Soldering tip
- WMRT Micro Desoldering Tweezers
- WMRTH Safety rest with Stop+Go function for WMRT
- RTW 2 Tip set
- Mains cable
- Potential balance plug
- Operating instruction
- Safety instruction
- USB cord
- Software CD

# RT soldering tips for WMRP soldering pencil connectable to WD 1M and WD 2M

The RT soldering tips have an extremely short heat-up time (2 – 6 Sec). All component parts of the system, such as the sensor and heating element, are designed for optimum heat transfer. This ensures absolute efficiency in the utilization of the power provided by the supply unit. The recovery time is minimized. Changing soldering tips is quick, easy, and most importantly, requires no tools.



Order No. WDH 50:  
005 15 156 99  
safety rest with Stop+Go  
function

Order No. RT 3:  
005 44 603 99  
RT 3 soldering tip



Order No. WMRP:  
005 29 171 99  
soldering pencil  
without tip



The soldering tips of the RT-series are suitable for microrepair tasks under microscopes or soldering works with lead free solder, where a fast heat transfer is required. Changing soldering tips is quick,

easy and most importantly, requires no tools. Just pull out the old one, push in the new one and continue soldering. Thanks to its short heat-up time, the soldering pencil is ready to use again right away!

	Type	Description	Width A	Thickness B	Order No.
	RT 1	Needle tip	–	–	005 44 601 99
	RT 1SC	Micro chisel	0,4 mm	0,15 mm	005 44 612 99
	RT 2	Point tip	Ø 0,8 mm	–	005 44 602 99
	RT 3	Chisel shape, straight	1,3 mm	0,4 mm	005 44 603 99
	RT 4	Chisel shape, straight	1,5 mm	0,4 mm	005 44 604 99
	RT 5	Chisel shape, bent, 30°	0,8 mm	0,4 mm	005 44 605 99
	RT 6	Round shape, beveled, 45°	Ø 1,2 mm	–	005 44 606 99
	RT 7	Knife tip, 45°	2,2 mm	–	005 44 607 99
	RT 8	Chisel shape	2,2 mm	0,4 mm	005 44 608 99
	RT 9	Chisel shape	Ø 0,8 mm	0,4 mm	005 44 609 99
	RT 10GW	Gull wing	1,2 mm	2,0 mm	005 44 610 99
	RT 11	Chisel shape	3,6 mm	0,9 mm	005 44 611 99
	RT	Measuring tip			005 44 613 99
	RT 1MIL *	Needle tip			005 44 614 99
	RT 1SCMIL *	Chisel tip	0,4 mm	0,15mm	005 44 615 99
	RT 3MIL *	Chisel tip	1,3 mm	0,4 mm	005 44 616 99

\* For applications according to MIL-STD-2000, on request.



# WMRT Micro Desoldering Tweezers for WD 1M, WD 2M

The new WMRT desoldering tweezers, 80W/24V, feature twin parallel adjustable tiptlets which allows the soldering and desoldering of very small SMD components. The new Weller control units automatically recognise the type of soldering tool when it is connected and assigns the appropriate control parameter for that tool. This normally removes the need for recalibration. WD 1M and WD 2M control units, with their high speed regulation capability, are able to drive these tweezers. When placed in the WMRTH Stop & Go safety stand the tweezers are automatically switched off which increases their lifetime.



Order No. 005 13 174 99  
WMRT Micro Desoldering Tweezers without RTW 2 Tip

Order No. 005 44 652 99  
RTW 2 tip for the Micro Desoldering Tweezers



Order No. 005 15 146 99  
WMRTH safety rest with Stop+Go function

## Scope of supply WMRT

- 005 13 173 99 WMRT consists of:
- 005 13 174 99 WMRT micro tweezers without Tip set
- 005 44 652 99 RTW 2 Tip set
- 005 15 146 99 WMRTH Stop+Go safety rest for WMRT



RTW 2 tip for the Micro Desoldering Tweezers

## Plug-in adjusted Soldering Tip Set for WMRT Stop+Go stand

	Type	Description	Width A	Thickness B	Order No.
	RTW 1	Tip set, 45°	Ø 0,4 mm		005 44 651 99
	RTW 2	Tip set, 45°, chisel shape	0,7 mm	0,4 mm	005 44 652 99
	RTW 3	Tip set, 45°, chisel shape	3 mm	1,0 mm	005 44 653 99
	RTW 4	Tip set, 45°, chisel shape	6 mm	1,0 mm	005 44 654 99
	RTW 1MIL*	Tip set, 45°	0,04 mm		005 44 655 99

\* For applications according to MIL-STD-2000, on request.

# Weller flexibility

Refer to the matrix on page 17 to make your choice of connecting tools for the stations.

## LR 82 Soldering iron set

<b>LR 82</b> 005 29 188 99	consists of:		
	005 26 152 99	LR 82	Soldering iron 80 W, 24 V with soldering tip HT 2
	005 15 152 99	WDH 30	Safety rest



An 80 W/24 V soldering iron for high mass soldering. Dual sensor, electronically temperature controlled. LR 82 set, consisting of LR 82 Soldering iron, WDH 30 Safety rest for iron.

## MPR 80 Peritronic soldering pencil set

<b>MPR 80</b> 005 33 131 99	consists of:		
	005 29 163 99	MPR 80	Soldering iron 80 W, 24 V Peritronic with soldering tip LT
	005 15 033 99	KH 25P	Safety rest



An 80 W Antistatic Peritronic soldering pencil that gives all-round vision when making intricate connections. Antistatic cord and handle. Electronically temperature controlled. Consists of MPR 80 Antistatic and KH 25P Support.

## WP 80 Micro soldering pencil set

<b>WP 80</b> 005 29 181 99	consists of:		
	005 29 180 99	WP 80	Soldering Iron 80 W, 24 V with soldering tip LT B and barrel short
	005 15 121 99	WDH 10	Comfort safety rest with 4 step varying inclination



The new WP 80 impresses with its short tip-to-grip design, being of big advantage for work under microscopes. The distance from grip to the tip is only 40 mm. (The suitable LT soldering tips on page 18 – 19). WP 80 set, consisting of WP 80 soldering pencil and WDH 10 Support.

## WSP 150 Soldering iron set

<b>WSP 150</b> 005 29 189 99	consists of:		
	005 29 170 99	WSP 150	Soldering iron 150 W, 24 V with soldering tip LHT F
	005 15 152 99	WDH 30	Safety rest



The WSP 150, 150 W/24 V, soldering iron was specially developed for soldering tasks with extremely high heat requirements. The 150 W heater power combined with optimal transfer of heat to the soldering iron bit guarantees the high performance capability of the soldering iron. WSP 150 set, consisting of WSP 150 Soldering iron, WDH 30 Safety rest for iron.

### WMP Micro soldering pencil set

<b>WMP</b> 005 29 179 99	consists of:		
	WMP	WMP	Micro Soldering Iron 65 W, 24 V with soldering tip NT 1
	005 15 122 99	WDH 20	Comfort safety rest



The 65 W micro pencil is up to the task with superior performance for both heat-up and thermal efficiency. Suitable to handle all micro components and fine pitch tasks. The WMP provides an extremely short tip-to-grip distance. The heater is integrated into the handle. When the tip wears out the heating element goes on. WMP set consists of WMP micro soldering pencil and WDH 20 Safety rest.

### WMRT Tweezers set


<b>WMRT</b> 005 13 173 99	consists of:		
	005 13 174 99	WMRT	Desoldering tweezers
	005 15 146 99	WMRTH	Safety rest with Stop+Go function



The new WMRT desoldering tweezers, 80W/24V, feature twin parallel adjustable tiptlets which allows the soldering and desoldering of very small SMD components. The new Weller control units automatically recognise the type of soldering tool when it is connected and assigns the appropriate control parameter for that tool. This normally removes the need for recalibration. WD 1M and WD 2M control units, with their high speed regulation capability, are able to drive these tweezers. When placed in the WMRTH Stop & Go safety stand the tweezers are automatically switched off which increases their lifetime.

### WMRP Soldering pencil set

<b>WMRP</b> 005 29 190 99	consists of:		
	005 29 171 99	WMRP	Soldering pencil for RT soldering tips
	005 15 156 99	WDH 50	Safety rest with Stop+Go Function for soldering iron WMRP
	005 44 603 99	RT 3	RT 3 soldering tip 40 W



The RT soldering tips have an extremely short heat-up time. All component parts of the system, such as the sensor and heating element, are designed for optimum heat transfer. This ensures absolute efficiency in the utilization of the power provided by the supply unit. The recovery time is minimized. Changing soldering tips is quick, easy, and, most importantly, requires no tools. WMRP set, consisting of WMRP soldering pencil, RT 3 soldering tip and WDH 50 Safety rest.

### WTA 50 Tweezers set

	consists of:		
	005 13 171 99	WTA 50	Desoldering tweezers
	005 15 042 99	AK 51	Safety rest

**WTA 50**  
005 33 133 99



The tweezers are used to desolder SMD components. The tweezers have two moveable heating elements. WTA 50 set, consisting of WTA 50 Tweezers, AK 51 Safety rest for Tweezers.

# Weller flexibility

Refer to the matrix on page 17 to make your choice of connecting tools for the stations.

## WST 20 Thermal wire stripper with Safety rest

WST 20  
005 25 030 99



The WST 20, 50 W/24 V, copes with all known thermo-elastic plastics. Adjustable for a stripping length up to 30 mm. Additional blades available for stripping flat cables and shrinking.

## WST 82 Thermal wire stripper with Safety rest

WST 82  
005 25 031 99



The WST 82 is the 80 W version of the WST 20. Adjustable for a stripping length up to 30 mm. Additional blades available for stripping flat cables and shrinking.

## WSB 80 Solder bath

WSB 80  
005 27 040 99



The WSB 80 is a very useful rework preparation tool. The solder bath is temperature controlled continuously from 50°C to 450°C via an existing 80 W power source. The solder bath can be used to tin wire ends and clean leads of all extraneous solder particles in preparation for reworking. (Usable for lead free solder.)

## WSB 150 Solder bath

WSB 150  
005 27 042 99



The WSB 150 solder bath is optimally suited to tin coating and preparation of soldering components. It has a temperature range of 50°C – 550°C with heat output of 150 W. To guard against dripping solder residue, the solder bath is placed in a V2A tray, supplied as an optional extra. (Usable for lead free solder.)

## WHP 80 (80 W/24 V) Preheating plate

WHP 80  
005 27 028 99





With a heating surface of 80 x 50 mm, they preheat IC boards prior to micro rework.



# Survey

Refer to the matrix to make your choice of connecting tools to the stations.

Tool	Station	standard tip	Station				
			WD 1000	WD 1	WD 2	WD 1M	WD 2M
	WP 80	LT B	■	■	■	■	■
	WSP 80	LT B	■	■	■	■	■
	WMRP Soldering pencil for RT soldering tips	RT 3				■	■
	WMRT Micro Desoldering Tweezers	RTW 2				■	■
	WMP Micro soldering pencil	NT 1	■	■	■	■	■
	MPR 80 Antistatic peritronic soldering pencil	LT B	■	■	■	■	■
	LR 82 Soldering iron	HT 2	■	■	■	■	■
	WSP 150 Soldering iron	LHT F			■		■
	WTA 50 Tweezers	WTA 1	■	■	■	■	■
	WST 20 Thermal wire stripper with support		■	■	■	■	■
	WHP 80 Preheating plate		■	■	■	■	■
	WSB 80 Solder bath		■	■	■	■	■
	WSB 150 Solder bath				■		■
	FE 80 Soldering iron	HT 2	■	■	■	■	■
	FE 75 Soldering iron set	LT B	■	■	■	■	■

# LT Soldering Tips



Soldering Tips for WP 80, WSP 80, MPR 80 and FE 75





















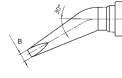

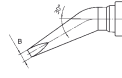

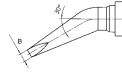

















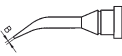











WSP 80 (FE)



WP 80






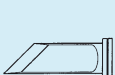

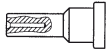



MPR 80

Type	Description	Width A	Thickness B	max. Length L	Order No.
 	LT 1SC Chisel	0,4 mm	0,14 mm	15,0 mm	005 44 494 99
 	LT H Chisel	0,8 mm	0,4 mm	13,5 mm	005 44 437 99
 	LT A Chisel	1,6 mm	0,7 mm	13,5 mm	005 44 403 00
 	LT B Chisel	2,4 mm	0,8 mm	13,5 mm	005 44 405 00
 	LT C Chisel	3,2 mm	0,8 mm	13,5 mm	005 44 407 00
 	LT D Chisel	4,6 mm	0,8 mm	13,5 mm	005 44 409 00
 	LT K Chisel long	1,2 mm	0,4 mm	21,0 mm	005 44 413 00
 	LT L Chisel long	2,0 mm	1,0 mm	21,0 mm	005 44 414 00
 	LT M Chisel long	3,2 mm	1,2 mm	21,0 mm	005 44 415 00
 	LT HX Chisel bent 30°	0,8 mm	0,4 mm	18,0 mm	005 44 420 99
 	LT ALX Chisel bent 30°	1,6 mm	0,7 mm	18,0 mm	005 44 443 00
 	LT BX Chisel bent 30°	2,4 mm	0,8 mm	18,0 mm	005 44 442 00
 	LT AX Chisel bent 30°	1,6 mm	0,8 mm	13,5 mm	005 44 427 00
 	LT 4X Chisel bent 30°	Ø 1,2 mm	0,4 mm	16,5 mm	005 44 428 00
 	LT 1S Round slim	Ø 0,2 mm		15,0 mm	005 44 436 99
 	LT 1SA Round slim	Ø 0,5 mm		16,0 mm	005 44 488 99
 	LT 1A Round slim	Ø 0,5 mm		14,0 mm	005 44 489 99
 	LT 1 Round	Ø 0,25 mm		14,0 mm	005 44 435 99
 	LT AS Round	Ø 1,6 mm		13,5 mm	005 44 404 00
 	LT CS Round	Ø 3,2 mm		13,5 mm	005 44 411 00
 	LT 1SLX Round slim bent 30°	Ø 2,0 mm	Ø 0,4 mm	20,5 mm	005 44 426 99
 	LT 1X Round bent 30°	Ø 0,4 mm		12,5 mm	005 44 425 99
 	LT 4 Round sloped 45° slim	Ø 1,2 mm		15,0 mm	005 44 421 00
 	LT F Round sloped 45°	Ø 1,2 mm		13,5 mm	005 44 408 00
 	LT BB Round sloped 45° long	2,4 mm	4,0 mm	18,0 mm	005 44 444 00
 	LT CC Round sloped 45° long	3,2 mm	6,0 mm	18,0 mm	005 44 445 00

All Weller "Longlife" tips are suitable for application with lead free solder.

### Soldering Tips for WP 80, WSP 80, MPR 80 and FE 75 (continued)

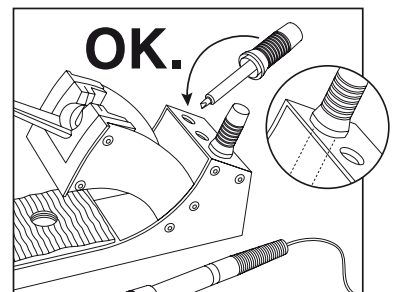
Type	Description	Width A	Thickness B	max. Length L	Order No.
 	LT 1L Conical long LT S Conical long	Ø 0,2 mm Ø 0,4 mm		26,4 mm 21,0 mm	005 44 423 99 005 44 406 99
 	LT 1LX Conical long bent	Ø 0,2 mm		26,4 mm	005 44 424 99
	LT GW Gull wing 45°	Ø 2,3 mm	3,2 mm	18,8 mm	005 44 410 00
 	LT KN Knife tip	6,2 mm		16,0 mm	005 44 479 00
	Measuring tip for thermo element	Ø 0,5 mm		13,0 mm	005 44 416 00
	LT Screw in tip with M4 outside thread		8,0 mm		005 44 449 99

### Soldering Tips for high melting solder WP 80, WSP 80, FE 75 and MPR 80

Type	Description	Width A	Thickness B	max. Length L	Order No.
 	LT HHPB Chisel• LT AHPB Chisel• LT BHPB Chisel• LT DHPB Chisel•	0,8 mm 1,6 mm 2,4 mm 4,6 mm	0,4 mm 0,7 mm 0,8 mm 0,8 mm	13,5 mm 13,5 mm 13,5 mm 13,5 mm	005 44 430 99 005 44 431 99 005 44 432 99 005 44 483 00


• HPB solder = solder with high consumption of lead for special high melting applications

### Barrel for soldering iron WP 80 for quick exchange of hot soldering tips





WR 3M Station



Hot Air




Fume Extraction



BGA/QFP  
Repair



Desoldering &  
Rework Stations



Erem Catalogue



Erem 2400  
MagicSense

For more information please contact us!

Distributed by:

 **COOPER Hand Tools**

Campbell® Caulk Master® Crescent® Diamond® Erem® Kahnetics® Lufkin®  
Nicholson™ Plumb® H.K.Porter® Weller® Wire-Wrap® Wiss® Xcelite®

GERMANY  
**Cooper Tools GmbH**  
Carl-Benz-Str. 2  
74354 Besigheim  
Tel: (07143) 580-0  
Fax: (07143) 580-108

FRANCE  
**Cooper Tools S.A.S**  
25 Rue Maurice Chevalier BP 46  
77832 Ozoir-la-Ferrière Cedex  
Tel: (01) 60.18.55.40  
Fax: (01) 64.40.33.05

GREAT BRITAIN  
**Cooper Tools**  
A Division of Cooper (GB) Ltd.  
4th Floor Pennine House  
Washington, Tyne & Wear  
NE37 1LY  
Tel: (0191) 419 7700  
Fax: (0191) 417 9421

ITALY  
**Cooper Italia S.r.l.**  
Viale Europa 80  
20090 Cusago (MI)  
Tel: (02) 9033101  
Fax: (02) 90394231

SWITZERLAND  
**Erem S.A.**  
Rue de la Roselière 8  
1400 Yverdon les Bains  
Tel: (024) 426 12 06  
Fax: (024) 425 09 77

005 57 004 03 / 05.07 WA 3.0