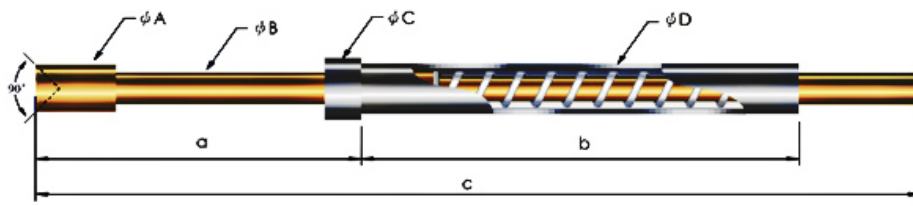
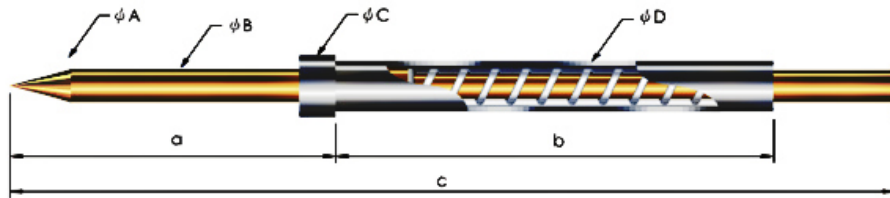


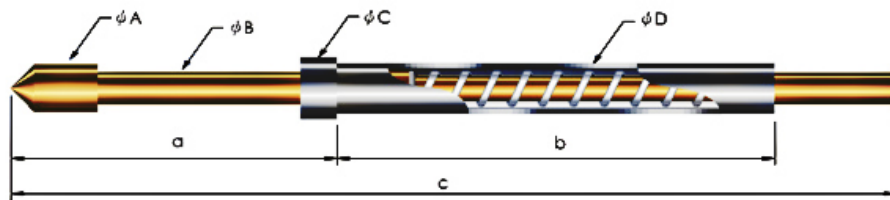
A ▶



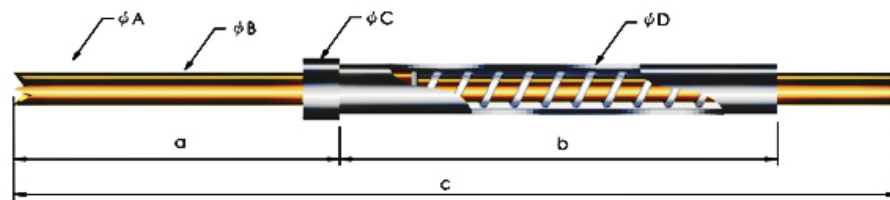
B ▶




E ▶



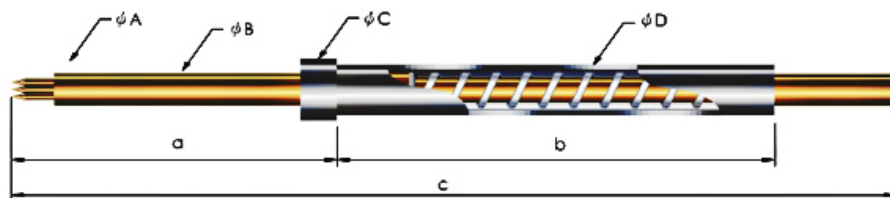
F ▶



H ▶



K ▶



Spec Type	ϕA	ϕB	ϕC	ϕD	a	b	c	Stroke
CSP-1	1.30 [0.0512]	0.75 [0.0295]	1.20 [0.0472]	0.98 [0.0386]	7 [0.2756]	9.50 [0.3740]	20.5 [0.8071]	4.5mm [0.1772]
CSP-2	1.50 [0.0591]	0.95 [0.0374]	1.50 [0.0591]	1.34 [0.0528]	10 [0.3937]	13.0 [0.5118]	27.0 [1.0630]	6.0mm [0.2362]
CSP-3	2.00 [0.0787]	1.29 [0.0508]	2.00 [0.0787]	1.83 [0.0720]	16 [0.6299]	16.0 [0.6299]	36.0 [1.4173]	12.0mm [0.4724]
CSP-4	2.50 [0.0984]	1.80 [0.0709]	2.50 [0.0984]	2.33 [0.0917]	16 [0.6299]	18.0 [0.7087]	38.0 [1.4961]	10.5mm [0.4134]
CSP-5	3.50 [0.1378]	2.50 [0.0984]	3.50 [0.1378]	3.23 [0.1272]	16 [0.6299]	18.0 [0.7087]	38.0 [1.4961]	10.0mm [0.3937]
Spec Type	Recommended Hole Size		Min. Center	Full Stroke Spring Force ($\pm 20\%$)	Full Stroke Spring Force ($\pm 20\%$)	Probe Material -ials	Connections	
CSP-1	1.0/1.05mm [0.0394]/ [0.0413]		1.70mm [0.0669]	100 g [3.53oz]	70 g [2.47oz]	Becu	Solder	
CSP-2	1.30/1.35mm ϕ [0.0512]/ [0.0531]		2.00mm [0.0787]	100 g [3.53oz]	70 g [2.47oz]	Becu	Solder	
CSP-3	1.80/1.85mm ϕ [0.0709]/ [0.0728]		2.50mm [0.0984]	150 g [5.29oz]	100 g [3.53oz]	Becu	Solder	
CSP-4	2.30/2.35mm ϕ [0.0906]/ [0.0925]		3.00mm [0.1181]	150 g [5.29oz]	100 g [3.53oz]	Becu	Solder or Crimp or 1.0mm Terminal Wire	
CSP-5	3.20/3.25mm ϕ [0.1260]/ [0.1280]		4.20mm [0.1654]	200 g [7.05oz]	140 g [4.94oz]	Brass	Solder or Crimp or 1.5mm Terminal Wire	